



# State of Rhode Island Energy Efficiency & Resource Management Council



## Annual Report 2020

**DRAFT**

**APRIL 2020**

**DRAFT**

**Rhode Island Energy Efficiency and Resource Management Council  
One Capitol Hill, Providence, RI 02908**

**[rieermc.ri.gov](http://rieermc.ri.gov)**

# TABLE OF CONTENTS

EXECUTIVE SUMMARY.....	4
LETTER FROM THE CHAIR.....	5
LETTER FROM THE EXECUTIVE DIRECTOR.....	6
ABOUT THE EERMC.....	7
Council Members.....	7
Who We Are & What We Do.....	8
2019 ACHIEVEMENTS AND HIGHLIGHTS.....	10
POLICY RECOMMENDATIONS.....	13
2019 PROGRAMS AND INITIATIVES.....	15
Residential Energy Efficiency Programs.....	15
Income Eligible Services.....	18
Commercial, Industrial & Public Programs and Initiatives.....	19
Commercial, Industrial and Public Finance.....	24
Cross-Sector Programs.....	26
COUNCIL PUBLIC EDUCATION EFFORTS.....	30
2019 EERMC Public Forum.....	30
Plugged Into Energy Research Lecture Series at the University of Rhode Island.....	30
2019 Combined Heat and Power Public Meeting.....	31
Farmer Education.....	31
NATIONAL GRID 2019 ENERGY EFFICIENCY WORKFORCE STUDY.....	32
PLANNING INITIATIVES.....	33
State Goals: State Energy Plan & GHG Reduction Goals.....	33
Market Potential Study & Savings Targets Setting.....	33
Energy Efficiency Program Plan (Annual Plan).....	33
System Reliability Procurement.....	34
Power Sector Transformation.....	34
LOOKING FORWARD: 2020 ENERGY EFFICIENCY PROGRAM PLAN HIGHLIGHTS.....	36
Residential Programs.....	36
Commercial and Industrial Programs.....	37
APPENDIX A: ACEEE STATE SCORECARD.....	39
APPENDIX B: ELECTRIC PROGRAM TRENDS.....	41
APPENDIX C: 2019 NATIONAL GRID EFFICIENCY PROGRAM CASE STUDIES.....	44
APPENDIX D: 2019 ENERGY EFFICIENCY VENDORS.....	50

## LIST OF FIGURES & TABLES

Figure 1. Cumulative Impact of Efficiency Investments on RI Electric Supply Requirements.....	11
Figure 2. Actual Energy Savings (2009-2019) and Goals (2020) .....	12
Figure 3. Value of Energy Efficiency Program Benefits.....	12
Figure 4. Key Performance Indicators for Code Compliance Enhancement Initiative.....	27
Figure 5. 2019 Code Compliance Enhancement Initiative (CCEI) training attendees by type.....	27
Figure 6. Resilient Rhode Island Greenhouse Gas Reduction Targets.....	33
Table 1. Incentives by Town.....	29
Table 2. Employment Associated with Energy Efficiency Programs in Rhode Island.....	32


DRAFT





## 2020 ANNUAL REPORT EXECUTIVE SUMMARY

### Energy Efficiency is Paying Off for Rhode Islanders



**877**

full-time equivalent jobs in 2019



**1151**

firms delivered energy efficiency services in 2019



**993,474**

metric tons of greenhouse gas emissions prevented over the life of efficiency measures installed in 2019. Equivalent to taking

**214,634 cars**

off the road for one year



**\$515 million**

in total benefits achieved by efficiency programs in 2019

### 2020 Policy Recommendations




Continue Least Cost Procurement Law (§ 39-1-27)



Expand clean energy workforce development



Share building energy information with new homeowners and renters



Collaborate to ensure energy program accessibility



Adopt appliance efficiency standards



Coordinate across energy programs and policies

**The Rhode Island Energy Efficiency & Resource Management Council (EERMC)** is a group of stakeholders that represents all Rhode Islanders to ensure the utility is investing in the least expensive energy resource - energy efficiency. Learn more at [www.rieermc.ri.gov](http://www.rieermc.ri.gov)

## LETTER FROM THE CHAIR



Christopher M. Powell, Chair  
RI EERMC

***To Governor Gina M. Raimondo, Leaders and Members of the General Assembly, and all Rhode Island energy consumers:***

On behalf of the Energy Efficiency & Resource Management Council, I am proud to present to you our 2020 Annual Report.

Over the past year, we continued to provide energy efficiency opportunities to all Rhode Island energy consumers. These include residential, commercial, manufacturing and institutional energy consumers. Additionally, in cooperation with state and city agencies, the efficiency programs provide no-cost energy efficiency improvements to our low-income households.

We also wish to acknowledge our numerous business partners who, without their expertise, services, vision and cooperation, these energy efficiency achievements would not be possible. HVAC and lighting service providers have made incredible

progress over the past year. In particular, the ENERGY STAR® Lighting Program has been extremely popular with residential customers. Over the long run, these efficiency programs, along with the Governor's renewable energy goals, have helped not only to lower program users' energy bills but also contributed to reducing the demand on the electric and natural gas so successfully that the cost of energy supplies we import into Rhode Island had dropped markedly. Furthermore, these programs create jobs in Rhode Island, helping to grow our local economy.

Moving forward, we have identified the need to re-tool our low-income programs for both single-family and multi-family units to ensure we meet our program goals and provide low-income energy consumers best-in-class programs and services. While programs exist for this population, they must be thoroughly reexamined and reinvigorated to increase participation. We must produce new ways to engage low-income populations and deliver our programs more effectively.

Companies are advancing technology at an exponential rate, making incredible breakthroughs in the world of energy efficiency. To continue creating highly competitive and streamlined energy efficiency programs, we must continually watch advancements in both program delivery and energy technology, including artificial intelligence. We must create a method to evaluate these technologies for practicality, cost-effectiveness and potential for customer satisfaction. To that end, we are engaged in an energy efficiency potential study, which will evaluate new energy efficiency technologies and programs across the nation, to see which may have the potential to be successful here in Rhode Island. The result of this study will be key to shaping our state's energy efficiency programs over the next five to 10 years.

In a bittersweet note, 2020 will be my last year as Chair of the EERMC. I have been with the council since its formation in 2006, and I am proud of our work. In particular, the least cost procurement legislation of 2006 has proven its worth in longevity and will continue to be a successful program. I feel ready to pass the baton to a new leader who will build upon the council's exceptional track record of progress. It has been an honor and pleasure to be of service to EERMC and the State of Rhode Island.

***Respectfully Submitted,***

A handwritten signature in black ink that reads "Chris M. Powell".

***Christopher M. Powell, Chair***

***Energy Efficiency and Resource Management Council***

## LETTER FROM THE EXECUTIVE DIRECTOR

***To Governor Gina M. Raimondo and  
Members of the General Assembly:***

The Rhode Island Energy Efficiency and Resource Management Council (EERMC), in partnership with the Office of Energy Resources (OER), is pleased to present the EERMC's 2020 Annual Report.

Cost-effective energy efficiency investments are foundational to a decarbonized energy future for Rhode Island. By reducing our consumption of electricity, natural gas, and other fuel types through our nation-leading energy efficiency programs, we lower total energy costs for homes and businesses; grow jobs and spur economic investment; reduce the amount of harmful greenhouse gas emissions in the atmosphere; improve the comfort of our buildings; and even help defer (or eliminate) the need for other costly energy infrastructure to meet demand.

Thanks to the your continued leadership and Rhode Island's robust stakeholder engagement and utility-led innovation, Rhode Island is home to nation-leading energy efficiency programs and services. According to the American Council for an Energy-Efficient Economy, Rhode Island ranks third in the country for its energy efficiency policies and programs and has ranked in the top 10 for the past 11 years.

Importantly, our least-cost procurement strategies and efficiency programs are much more than saving energy. These investments put Rhode Islanders to work and create business opportunities for local firms. According to the 2019 Clean Energy Industry Report, there are over 9,400 people working in energy efficiently-related jobs throughout Rhode Island, comprising nearly 60 percent of our burgeoning clean energy economy. Some **XXX** local businesses are engaged in delivering energy efficiency and supply chain services.

In closing, I wish to express my sincere thanks to Carol Grant for her work as OER Commissioner and EERMC Executive Director over the past three and a half years. I look forward to following her example as OER, EERMC, National Grid, and our valued stakeholders tackle the emerging challenges - and opportunities - facing our energy efficiency paradigm while ensuring that the benefits of our evolving energy efficiency economy extend to all Rhode Islanders. Working together, I am confident that we will succeed in fostering a cleaner, more affordable and reliable energy future for the Ocean State.

***Sincerely,***



***Nicholas S. Ucci***

***Acting Commissioner, Rhode Island Office of Energy Resources***

***Executive Director, Energy Efficiency and Resource Management Council***



Nicholas S. Ucci , Executive Director  
RI EERMC

# ABOUT THE EERMC

## COUNCIL MEMBERSHIP

The EERMC consists of fifteen members appointed by the Governor with the advice and consent of the Senate. Eleven members are voting members with knowledge of energy regulation and law, environmental issues pertaining to energy, energy design and codes, energy efficiency education and employment, and energy users in the following sectors: large commercial and industrial, small commercial and industrial, large non-profit, residential, low income, and municipal. Four members are ex-officio, non-voting members including the Commissioner of the Office of Energy Resources and others representing an electric distribution entity, a gas distribution entity and the fuel oil or heating fuel industry. Members serve voluntarily and meet year-round.

## COUNCIL MEMBERS

### **Christopher Powell, Chair**

*Voting Member Representing Expertise in Energy Regulation and the Law*  
Director of Energy Management and Commissioning, Yale New Haven Health System

### **Anthony Hubbard, Vice Chair**

*Voting Member Representing Low Income Energy Consumers*  
Director, YouthBuild Providence

### **Peter Gill Case**

*Voting Member Representing Expertise in Energy Design and Code*  
Principal, Truth Box, Inc.

### **Roberta Fagan**

*Ex-Officio Member Representing Expertise in Delivered Fuels*  
President, Energy Marketers Association of RI

### **Joe Garlick**

*Voting Member Representing Small Non-Profit Institutions*  
Executive Director, NeighborWorks Blackstone River Valley

### **Thomas Magliocchetti**

*Voting Member Representing Large Non-Profit Users*  
Former Vice President, Facilities Management, Rhode Island Hospital

### **Bill Riccio**

*Voting Member Representing Municipalities*  
Director of Public Services, City of Newport

### **Butch Roberts**

*Voting Member Representing Large Commercial & Industrial Users*

### **Kurt Teichert**

*Voting Member Representing Expertise in Environmental Issues*  
Senior Lecturer in Environmental Studies, Brown University

### **Nicholas Ucci**

*Ex-Officio Member - Executive Director, EERMC*  
Acting Commissioner, Office of Energy Resources

### **Karen Verrengia**

*Voting Member Representing Energy Efficiency Education and Employment Tracking*  
Building Operator Certification Course Manager, CLEARresult

### **Bob White**

*Voting Member Representing Small Commercial & Industrial Users*  
Energy Consultant (Propane) & Licensed USCG Captain

### **Appointment Pending**

*Voting Member Representing Residential Users*

### **Appointment Pending**

*Ex-Officio Member Representing Utilities*

### **Appointment Pending**

*Ex-Officio Member Representing Utilities*



## WHO WE ARE & WHAT WE DO

The Energy Efficiency and Resource Management Council (EERMC) has been providing an integrated, comprehensive, public, stakeholder-driven organizational structure to secure for Rhode Island's energy consumers the economic and environmental benefits of energy efficiency since the Council's formation in 2006 under amendments to R.I.G.L. § 42-140.1.

In representing small and large businesses, non-profit organizations, homeowners and renters, and municipalities and government, the EERMC oversees highly successful programs that allow Rhode Islanders to access energy efficiency instead of having to purchase more costly energy supply. A valuable outcome of these programs is to also support a growing industry of Rhode Island energy efficiency service and product suppliers, which support local job growth and in-state financial investments.

### Our Mission

The Council's mission is to serve Rhode Islanders in their homes and businesses. We represent your needs by providing integrated, comprehensive stakeholder feedback about energy decisions. Our goal is to ensure Rhode Islanders are getting the least expensive and most environmentally healthy energy supply through energy efficiency, conservation, and resource management.

### Our Purposes



Make  
Recommendations



Engage Stakeholders



Monitor and Evaluate



Ensure Public Benefit

The effects of energy efficiency in the last decade now cumulatively account for approximately 20% of Rhode Island's electricity needs. Without the cost-effective energy efficiency investments made over time, which cost on average about 4 cents per kilowatt-hour saved, we would now be paying more than twice that amount to supply that energy.

Rhode Island consumers are the focus of Least Cost Procurement, so ensuring the consumer voice in energy efficiency procurement decisions is critically important. The EERMC, assisted by its expert consultant team, provides meaningful input into National Grid's efficiency procurement plans and adds significant stability to investment decisions. The EERMC's model for structured stakeholder participation has been successfully deployed annually in a nationally-recognized process to set appropriate energy saving targets and then establish implementation plans that are equitable, cost-efficient and cost-effective to maximize benefits for all Rhode Islanders.

## 2019 ACHIEVEMENTS AND HIGHLIGHTS

Rhode Island remains a nationally recognized leader in implementing high-quality energy efficiency programs. Since 2009, Rhode Island has consistently been in the top 10 states ranked by the American Council for an Energy Efficient Economy's State Energy Scorecard. In 2019, Rhode Island maintained the #1 ranking (tied with Massachusetts) in the category of "utility-sector energy efficiency programs and policies" earning a perfect score in that category for the third year in a row.

Overall, Rhode Island ranked #3 by posting some of the highest energy savings levels in the nation, implementing a voluntary residential stretch code, promoting goals to cut emissions 45% below 1990 levels by 2035, promoting and standardizing residential energy labeling practices, consolidating home energy data in a central portal, establishing clear energy goals for state agencies, and working to advance construction of zero energy buildings. See Appendix A for Rhode Island's scorecard.



### 2019 STATE ENERGY EFFICIENCY SCORECARD



Rhode Island tied for third in the 2019 State Energy Efficiency Scorecard, the same position it held last year. The state earned 40.5 points out of a possible 50, a half-point less than it earned in 2018.

## 2019 ENERGY EFFICIENCY PROGRAM RESULTS



**Total Participants:**  
820,284



**Utility Program Cost:**  
\$134.6 million



**Total Benefits:**  
\$515.03 million




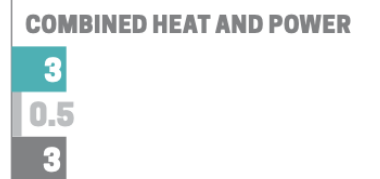

**Cost Per Lifetime kWh of Electricity Saved:** \$0.064

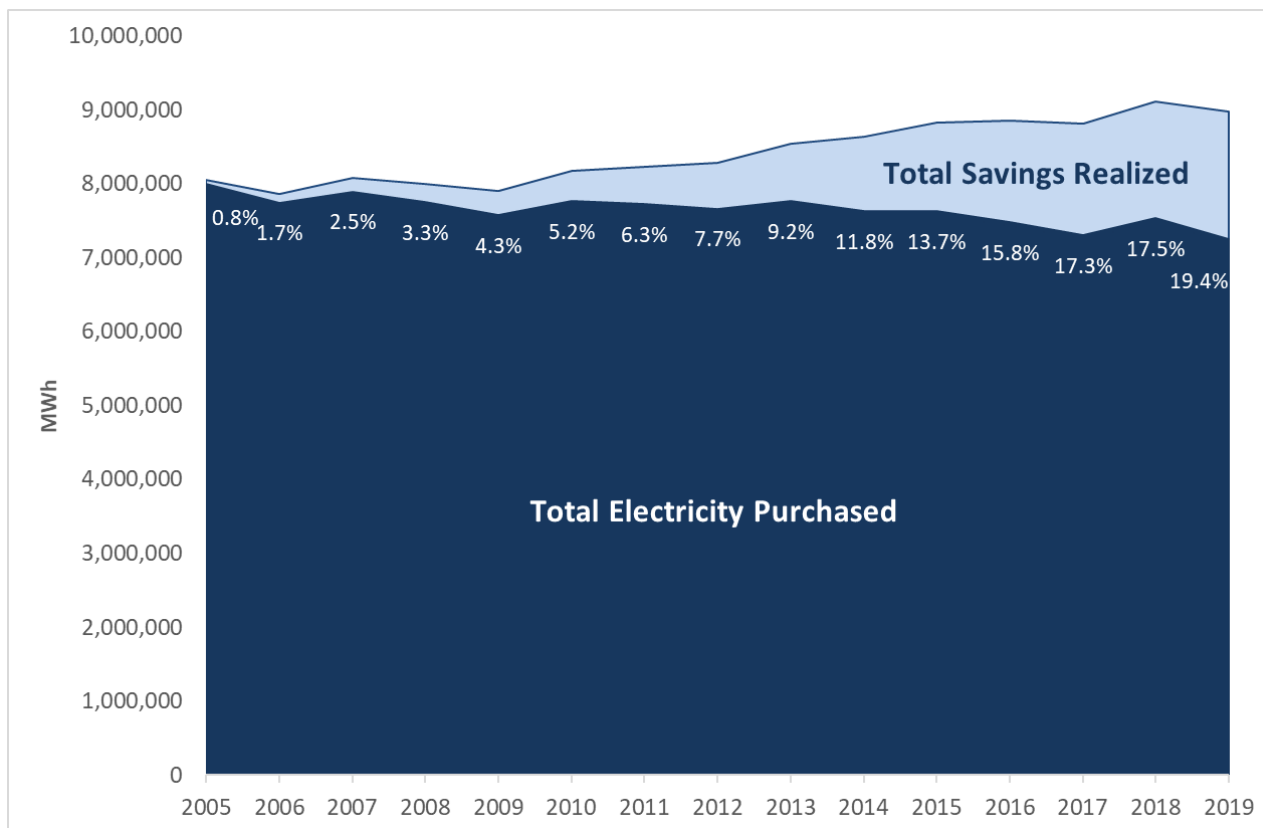


**Cost Per Lifetime MMBTU of Natural Gas Saved:** \$6.68



**Electric Savings as a Percent of 2015 Electric Load:** 2.54%





**Figure 1. Cumulative Impact of Efficiency Investments on RI Electric Supply Requirements (2005-2019).** Percentages represent the percent of load that cumulative electric savings since 2005 are covering.

Since 2005, Rhode Island consumers in National Grid’s service territory have purchased nearly 115,000 GWhs of electricity. In that same time, rate payer funded energy efficiency programs have saved Rhode Island consumers nearly 12,000 GWhs of electricity. The impact of these savings means that instead of Rhode Island’s electric load being 12% higher than it was in 2005, it is actually 10% lower. Additionally, because savings persist over the lifetime of the measures installed, the cumulative savings realized in 2019 account for over 19% of what the electric load would have been absent the energy efficiency programs.

## Energy Efficiency is Paying Off for Rhode Islanders



**877**

full-time equivalent jobs in 2019



**1151**

firms delivered energy efficiency services in 2019



**993,474**

metric tons of greenhouse gas emissions prevented over the life of efficiency measures installed in 2019.

Equivalent to taking

**214,634 cars**

off the road for one year

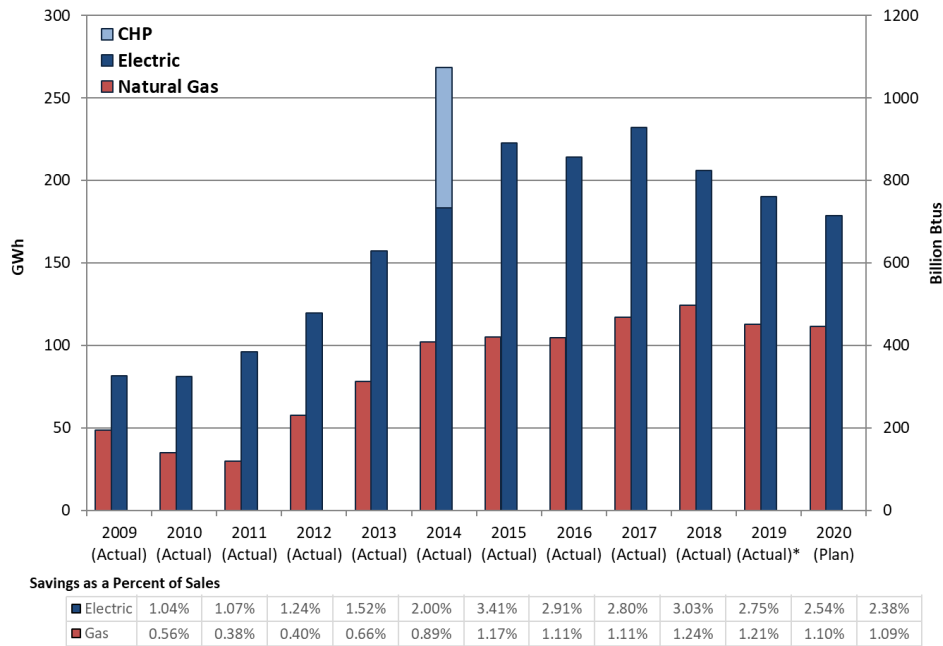


**\$515 million**

in total benefits achieved by efficiency programs in 2019

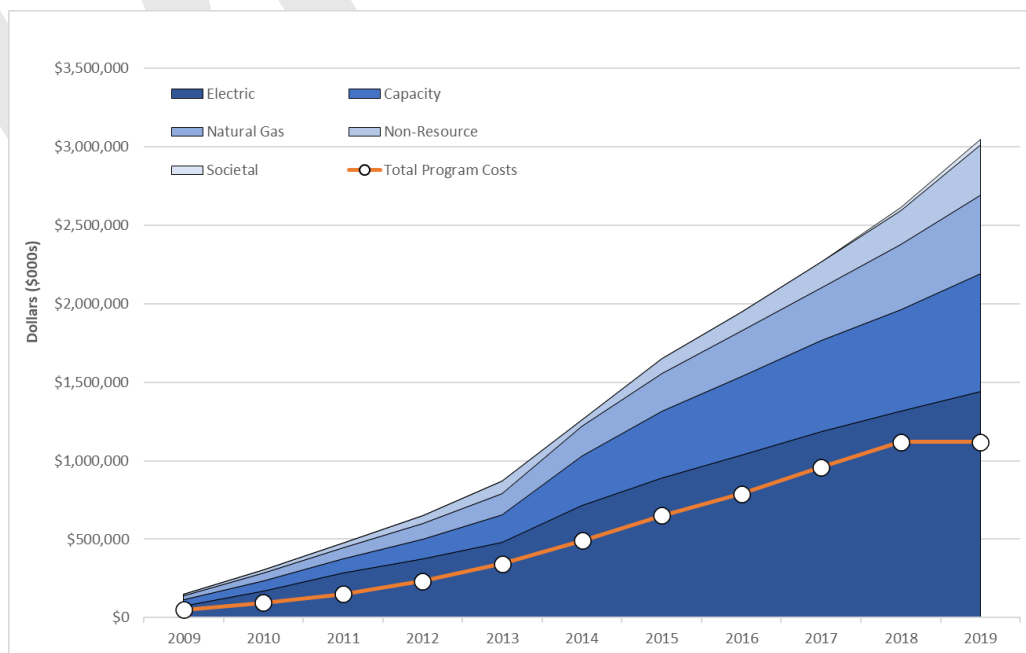
## 2019 ACHIEVEMENTS AND HIGHLIGHTS

Since 2009, National Grid's Energy Efficiency Programs have provided over \$3.2 Billion in realized benefits. This compares to total program costs of about \$1.1 Billion, resulting in a cumulative benefit-cost ratio of 2.9. Achievement of the 2020 Plan goals will push the total realized benefits to over \$4 Billion.



**Figure 2. Actual Energy Savings (2009-2019) and Goals (2020).** Electric and natural gas energy savings over time shown in annual GWh and Billion Btus, respectively. Savings as a Percent of Sales is based on forecasted sales for 2009-2014 and reference loads thereafter. 2015-2017 is based on the 2012 Reference Load and 2018-2020 is based on the 2015 Reference Load.

\*2019 results are preliminary and based on Fourth Quarter results. Final results for 2019 are still being evaluated.



**Figure 3. Cumulative Value of Energy Efficiency Program Benefits Actual (2009-2019) & Goal (2020).**

\*Total Program Costs do not reflect 2019 numbers. Final results for 2019 are still being evaluated.



## 2020 POLICY RECOMMENDATIONS

R.I.G.L. § 42-140.1-5 requires that the EERMC “Submit to the joint committee on energy an annual report... regarding the activities of the Council, its assessment of energy issues, the status of system reliability, energy efficiency and conservation procurement, and its recommendations regarding any improvements which might be necessary or desirable.” The EERMC submits the following recommendations that will support Rhode Island’s position as a national leader in energy efficiency and resource conservation.



### Continue Least Cost Procurement law

The EERMC strongly recommends that the executive branch and legislature continue to support Rhode Island’s Least Cost Procurement law (§ 39-1-27.7) for electric, delivered fuels, and gas customers by passing legislation that perpetuates, facilitates, and enhances implementation of the law.



### Share building energy information with new homeowners & renters

Aggregated or asset-based building energy information should be shared with prospective buyers/renters when a building is put up for sale or lease. This would allow greater transparency in Rhode Island building transactions, would spur the market for more energy efficient homes, and would provide a level of customer protection not currently available to home buyers and renters.



### Expand clean energy workforce development

It is anticipated that the energy efficiency workforce will be rapidly changing in the coming years and will require a retooling of existing skillsets. Therefore, current efforts by the RI Department of Labor & Training as well as the Governor’s Workforce Board to support the energy efficiency and renewable energy workforce in Rhode Island should be expanded and coordinated with existing energy programs wherever possible. As the energy market continues to grow and transform within the state, training for the future and current workforce is essential.



### Collaborate to ensure energy program accessibility

A concerted effort should be made to coordinate energy efficiency programs with renewable energy deployment, state health initiatives, resiliency efforts, and any other relevant state and federal programs that promote well-being and energy security and affordability for all Rhode Islanders.



### Coordinate across energy programs & policies

Rhode Island energy efficiency programs should constantly work to ensure that all customers and segments of the market have access to the benefits of energy efficiency savings. There should be a concerted effort to reach those who are economically vulnerable, and those who are currently above poverty guidelines, but need significant assistance to make efficiency investments. Coordination among all utility, state and federal income-eligible offerings/programs should be optimized to enhance the customer experience, increase program efficiency, and to strive for widespread program participation.



### Adopt appliance efficiency standards

Rhode Island should adopt comprehensive appliance efficiency standards that also backstop existing federal appliance standards that may languish. Such action would achieve large energy and cost savings for Rhode Islanders.

The remainder of this report describes the activities of the EERMC in 2019, which include:

- Providing oversight and input into 2019 program implementation, which achieved 98% of the electric savings goal and 104% of the natural gas savings goal
- Collaborating with National Grid and key stakeholders on the development of the 2020 Annual Energy Efficiency Plan and the 2020 System Reliability Plan
- Commissioning a comprehensive Market Potential Study to inform the setting of Three-Year Targets in 2020
- Monitoring and supporting finance product enhancements of the Rhode Island Infrastructure Bank, and proposing key recommendations for making energy efficiency more accessible to Rhode Islanders through improved financing options
- Exploring challenges, barriers, and opportunities to have a lower cost, cleaner energy future through comprehensive energy system planning and policies

DRAFT

# 2019 PROGRAMS & INITIATIVES

## RESIDENTIAL ENERGY EFFICIENCY PROGRAMS

National Grid offers comprehensive energy efficiency solutions for all Rhode Island residential customers. The goals of these offerings and services are to educate residents on saving energy and reducing energy bills while improving the comfort in their homes. The energy efficiency solutions concentrate on creating energy efficient homes, promoting efficient products, facilitating market transformation for efficient products, and educating consumers through community outreach and annual events such as the Energy Expo at the Rhode Island Home Show and the Company's community-based initiative.

In 2019, more than 3,100 residential thermostats enrolled in the ConnectedSolutions Program. Over the course of 12 events in the summer of 2019, these customers delivered an average of 1.8MW of active demand response curtailment, helping to lower peak load on the grid.

2019 saw a continuation of residential market transformation in lighting. Progress is expected to continue in 2020 as the program aims to increase LED market saturation.

2019 was also the first full year of offering the heating electrification program to replace or displace electric resistance, oil or propane heating sources with high-efficiency air source heat pumps. Participation significantly exceeded the goals for 2019 across all three fuels.

In its seventh year, the Rhode Island Home Energy Reports (HER) program continues to encourage energy efficiency behavior through personalized print and email reports, and a seamlessly integrated website. Each of the communication channels displays energy consumption patterns and contains a normative comparison to similarly sized and similarly

## 2019 RESIDENTIAL RESULTS

- **94,521,905 Annual MWh Saved**
- **458,316 Lifetime MWh Saved**
- **196,782 Annual MMBtu Saved**
- **1,729,151 Lifetime MMBtu Saved**
- **337,533 Metric Tons of Greenhouse Gas Emissions Avoided**
- **805,208 Program Participants**
- **\$81 Million in Lifetime Electric Bill Savings**
- **\$49.5 Million in Lifetime Gas Bill Savings**
- **\$130.5 Million in Total Economic Benefits**

heated homes, as well as to an energy reduction goal for each customer. **XXX,XXX** Rhode Island customers received reports in 2019.

The Energy Innovation Hub continued to serve as a community engagement destination designed to expand customer education and outreach and enrich the customer's understanding of energy and opportunities to reduce energy consumption. The Hub helps customers to understand their own energy use as well as how participation in energy efficiency programs contributes to the State's greenhouse gas and energy reduction goals. Located in the lobby of Dunkin' Donuts Center, the Hub draws walk-in customers and groups of customers from local businesses and schools. Phone: 401-572-3560. Email: [EnergyInnovationHub@NationalGrid.com](mailto:EnergyInnovationHub@NationalGrid.com).

**National Grid continued its core residential energy efficiency programs in 2019:**

**EnergyWise** offers single family customers no-cost home energy assessments, weatherization, and information on their actual energy usage. Participants in this program receive personalized recommendations to reduce their energy consumption and improve the comfort in

**Tell us about your home for a better comparison.**

To see a more accurate comparison and helpful tips, update your home profile. It won't take long—just 2-3 minutes.

✔ Home type	Single family
✔ Home size	1400 sq. ft.
❓ Own or rent	Unknown
❓ Heating type	Unknown
✔ Pool	Yes
❓ Dryer	Unknown
✔ Second fridge	Yes
✔ Fireplace	No

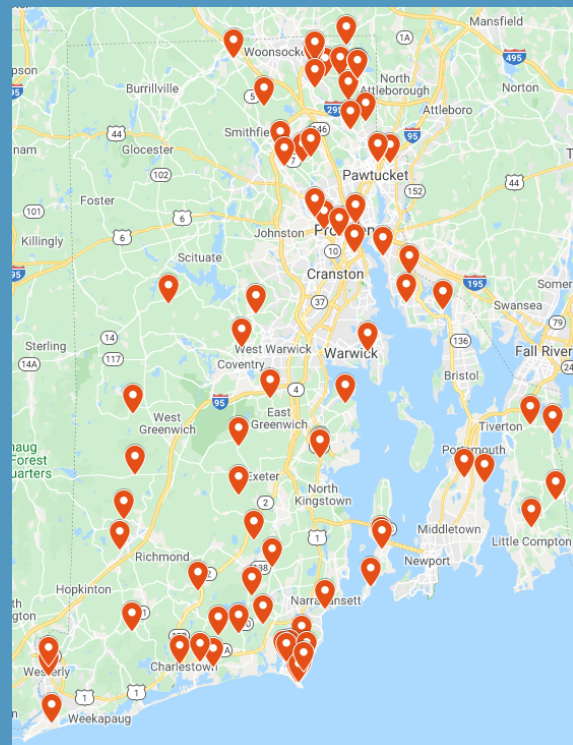
Sign in to your account and visit Track Usage.  
Go to What Uses Most to update your profile.

**UPDATE HOME PROFILE**

Online Home Energy Audit Campaign

their home, technical assistance and education, and offers for financial incentives to replace inefficient lighting, appliances, thermostats, heating and cooling systems, and insulation with technologies that are more energy efficient. For the fourth consecutive year, the program was awarded the Sustained Excellence, ENERGY STAR® Partner of the Year award in program delivery. This award recognizes the robust savings Rhode Islanders are receiving as well as the innovative program design. The program also celebrated 20 Century Club recipients who are insulation contractors that weatherized 100 or more residential homes in Rhode Island. In 2019, EnergyWise established parity in incentive levels for all weatherization customers regardless of heating energy source. The Company also provided 100% landlord incentives for single family (1-4 units) customers. Finally, an online assessment was introduced at the end of the year.

**The Residential New Construction Program (RNC)** program benefits new construction and major renovation of single-family and multi-family homes for market rate and income eligible customers. The program elements include energy modeling & design assistance, in-field technical assistance, insulation and air sealing inspection, third-party blower door and duct blaster testing (building performance testing), a HERS (Home Energy Rating System) Index rating, energy performance-based incentives (compared on 2017 baseline), optional support for projects seeking additional certifications such as ENERGY STAR® Homes, DOE Zero Energy Ready, Passive House/PHIUS, LEED-H and Living Building Challenge. 2019 metrics indicate that only 38% of completed projects installed gas heat compared to 90% of new homes using gas heat just a few years ago. This trend for high efficiency electrically heated homes is expected to continue in years to come and supports the State's Greenhouse Gas goals. The RNC Program continued to provide training and certification opportunities to help create a fully open-rater program model in which Rhode Islanders can compete effectively



Locations of homes completed in the Residential New Construction Program in 2019



with experienced HERS raters from surrounding states. In 2019, the RNC Program supported the RI Office of Energy Resources and the RI Housing to issue the Zero Energy for the Ocean State (ZEOS) Request for Proposal (RFP), and award the funding across three project teams to design and construct affordable energy efficient Zero Energy housing units for low and moderate-income residents in Rhode Island. RI Housing and Office of Energy Resources (OER) are leading the effort, with National Grid providing support through the RNC Program. The “Path to Zero Energy Ready” continued in an effort to help accelerate the zero-energy home market.

**The ENERGY STAR® Consumer Products Program** promoted the purchase of high efficiency household appliances and electronics. 2019 produced strong results with strong consumer interest in dehumidifiers, dryers, pool pumps, room air conditioners, room air cleaners, and advanced power strips. Low-e storm window incentives were offered for the first time in 2019.

**The ENERGY STAR® Lighting Program** provides negotiated pricing to customers for the purchase of ENERGY STAR® qualified lighting, retail store promotions, and/or pop up stores, and limited online, flash sales. This program benefited in strong promotion with local store short-term offerings. The updated National Grid marketplace was also launched in RI in 2019 and flash sales were moved to this resource. Linear LED bulbs were also included in the program for the first time in 2019.

**ENERGY STAR® HVAC Programs** (Gas Heat Program and Electric Heating and Cooling) promotes the installation of high efficiency gas and electric space heating and cooling equipment, water heating measures, and controls via tiered customer rebates. In 2019, the gas heating program continued to see a strong participation in energy efficient combination boiler/hot water systems and a decrease in the stand-alone efficient boilers. The HVAC electric program ramped up efforts to develop the electric heating program to install cold climate air source

## 2019 INCOME ELIGIBLE RESULTS

- **4,883,323 Annual MWh Saved**
- **68,838 Lifetime MWh Saved**
- **30,931 Annual MMBtu Saved**
- **505,094 Lifetime MMBtu Saved**
- **64,422 Metric Tons of Greenhouse Gas Emissions Avoided**
- **9,123 Program Participants**
- **\$12.2 Million in Lifetime Electric Bill Savings**
- **\$10.4 Million in Lifetime Gas Bill Savings**
- **\$22.6 Million in Total Economic Benefits**

heat pumps (ASHP) for the replacement of electric heat and displacement of oil and propane systems. This program resulted in 490 rebates processed (over \$1.15M in rebates), for partial or full displacement of oil/propane/electric resistance heat in a total of 378 homes (313 of which have oil or propane heat). Ten HVAC Check trainings were offered, resulting in 103 contractors being added to the list of Approved Contractors to ensure that ASHP savings are sized accurately, installed correctly, and the equipment is working properly.

**The Home Energy Reports (HER) Program** continued in 2019 with personalized offerings for specific customer populations. The focus in 2019 was on income eligible customers and HER customers that were high energy users. High energy users were encouraged to select a target rank so that they could view incremental behavioral improvement rather than continued messaging that they were not performing as well as efficient neighbors.

**The Multifamily Program** concluded 2019 with mixed results for the year. The multifamily program was challenged in meeting its 2019 electric goals due to

declining opportunities for lighting savings which make up a significant portion of the programs' savings. In contrast, the program excelled in achieving its gas goals by identifying numerous energy savings opportunities. Notably the Income Eligible Multifamily Electric program met its first annual Air Source Heat Pump (ASHP) goal, installing 76 electric Air Source Heat Pumps across three multifamily facilities. For the 2020 Annual Plan, the Income Eligible program increased its annual goal from 75 to 125 and the market rate program has set a goal of 50 ASHPs.

## **INCOME ELIGIBLE SERVICES**

The Income Eligible Services (IES) program offers no-cost energy assessments and energy efficiency upgrades to residential income eligible customers without any financial contribution. Income Eligible Services are delivered by Rhode Island's six local Community Action Program (CAP) agencies to customers who are currently on the electric A-60 or the gas 11, 13 rates; qualify for LIHEAP funds from the State; or whose household income level falls below 60% of the Area Median Income (AMI). Participants in this program are eligible for an energy assessment of lighting, appliances, insulation, air sealing and replacement of inefficient or unsafe heating systems or appliances. All IES customers receive all services and equipment upgrades at no cost.

In 2019, the IES program conducted nearly 2,900 energy assessments, and replaced an unprecedented amount of inefficient air conditioners. 2019 was the first full year of the heating electrification program to replace electric resistance or displace oil or propane heating sources with high-efficiency Cold Climate Air Source Heat Pump heating solutions. 12 homes were upgraded from electric resistance to the high efficiency ASHPs which will save customers money. A Process Evaluation was conducted on the IES Program resulting in recommendations for improving the current delivery of the IES program

delivery. These recommendations will be implemented in 2020. A Standardization Group was formed to assess the current, and future, state of the RI WAP/IES program to continually improve standardization across RI CAPs.

Overall, in 2019, IES achieved **XX%** of the gas goal (**XX%** of savings), and the electric goal (**XX%** of savings). 2019 electric savings were lower than expected due to fewer opportunities to replace inefficient light bulbs and appliances and insufficient auditor staffing to meet the goals.

### ***Income Eligible Program/WAP Collaborative***

National Grid's Income Eligible Services are administered along with related and complementary federal, state, and local programs in collaboration with Rhode Island Department of Human Services (DHS), the CAP agencies, and other local agencies.

### ***Low Income Home Energy Assistance Program (LIHEAP)***

The Low-Income Home Energy Assistance Program (LIHEAP) block grant is funded through the U.S. Department of Health and Human Services. The purpose of LIHEAP is to assist Rhode Island's income eligible households in meeting the increasing costs of home energy and reduce the severity of any energy-related crisis. Rhode Island's LIHEAP is administered by the Rhode Island Department of Human Services (DHS) Individual and Family Support/Community Services Division. LIHEAP intake and outreach are provided by the six local CAP agencies. Households are determined eligible for LIHEAP assistance according to income guidelines established by DHS.

### ***Weatherization Assistance Program***

The Weatherization Assistance Program (WAP) enables income eligible families to reduce their energy bills (and helps

LIHEAP funds go farther) by making their homes more energy efficient, while addressing health and safety concerns. Funds are used to improve the energy performance of income eligible dwellings using the most advanced technologies and testing protocols available in the industry.

WAP is funded through annual appropriations from the U.S. Department of Energy's Weatherization Assistance Program and the U.S. Department of Health and Human Services. The state allocates 15% of its annual LIHEAP funding to weatherization.

## COMMERCIAL, INDUSTRIAL & PUBLIC PROGRAMS AND INITIATIVES

### *Large Commercial and Industrial Programs*

National Grid offered four types of energy efficiency programs for commercial and industrial class customers. Depending on the customer's energy consumption and demand they could be eligible to participate in one or more of the four main energy efficiency programs.

- *Large Commercial and Industrial New Construction:* Focused on offerings that target ground up new construction, major renovations, tenant fit-outs and end of life replacement equipment.
- *Large C&I Retrofit:* Focused on all services and technologies towards retrofits needed for existing buildings.
- *Small Business/ Direct Install:* Focused on providing turn-key solutions to many types of small businesses. (Note: restricted to customers who consume less than 1,000,000 kWh per year)
- *Active Demand Response Program:* Focused on reducing peak electric demand and associated costs for large and small commercial customers.

In addition to the four main efficiency programs, National Grid established a

## 2019 LARGE C&I RESULTS

- **78,151,830 Annual MWh Saved**
- **951,699 Lifetime MWh Saved**
- **220,132 Annual MMBtu Saved**
- **2,245,727 Lifetime MMBtu Saved**
- **534,716 Metric Tons of Greenhouse Gas Emissions Avoided**
- **3,631 Program Participants**
- **\$126 Million in Lifetime Electric Bill Savings**
- **\$43.3 Million in Lifetime Gas Bill Savings**
- **\$169 Million in Total Economic Benefits**

Market Sector Approach for commercial and industrial programs. The Market Sector approach allowed National Grid to provide customized efficiency solutions that aligned with the customers' needs, therefore increasing participation in energy efficiency. The following market sectors were incentivized in 2019: Grocery, Municipal and State Buildings, State Strategic Energy Management Planning, Manufacturing/Industrial, K-12 schools, Hospitality (Restaurants and Lodging), Specialty Building (Farm/Agriculture and Extended Care Facilities), Hospitals, Colleges and Universities, Commercial Real Estate, and Multifamily.

### **Commercial New Construction Program**

The Commercial New Construction Program encourages energy efficiency in new construction, major renovations, planned replacement of aging equipment, and replacement of failed equipment through financial incentives and technical assistance to developers, manufacturers, vendors, customers, and design professionals. The program supports both the commercial and industrial new construction projects with proactive

technical assistance during design with energy modeling and analysis.

In 2019 the Company continued outreach on Accelerate Performance, a demonstration started in 2018, for New Construction projects. Accelerate Performance is a performance-based procurement process whereby the Company engages with developers and building owners early in the project process and helps the owner set Energy Use Intensity (EUI) goals before an RFP is issued to engage a design team. This goal of this demonstration is to achieve deeper energy efficiency savings for New Construction projects.

While we did not have participation in 2019, in Accelerate Performance, we did engage with two potential customers who the Company's hopes to enroll in this demonstration in 2020.

In 2019 the New Construction Program performed well and exceeded goal. Comprehensive projects included higher education buildings, like the University of Rhode Island Engineering Building, Barrington Middle School, an office campus for large bank headquartered in Rhode Island. New Construction projects also included equipment replacement for large industrial customers and health care customers, among others.

### **Large Commercial Retrofit Program**

The Large Commercial Retrofit Program incentivizes the replacement of existing equipment and systems with energy-efficient alternatives when the customer might otherwise not plan on making efficiency investments. The program offered three distinct components that aimed to address specific market barriers and to advance efficiency:

- *Prescriptive Pathway:* Prescriptive incentives supported trade allies in advancing energy efficiency sales and provide signals to customers to make direct purchases that encouraged the adoption of more efficient and cost-

effective options.

- *Custom Pathway:* Custom incentives provided services to investigate opportunities to increase efficiency and support the steps needed to implement the upgrades.
- *Upstream Pathway:* Upstream incentives provided an efficient way for customers to receive reduced pricing at the point of sale for energy efficiency equipment.

In 2019, National Grid had several notable developments in the Large Commercial and Industrial space. The Company expanded the retrofit program by adding upstream product offerings and increased customer engagement in the industrial, grocery, and municipal verticals. Additionally, the Company continued its Strategic Energy Management Planning (SEMP) partnerships by renewing one of the six customers to non-binding Memorandum of Understanding's with annual energy reduction goals. In 2020, the Company will look to expand the reach of the SEMP Initiative with colleges and universities, municipal and State-owned buildings, and hospitals. In 2019, the Company also claimed electric savings for the Strategic Energy Management (SEM)/ Continuous Energy Improvement (CEI) demonstration for industrial customers. The Rhode Island cohort of industrial customers meet regularly for workshops and energy treasure hunts to uncover operation and maintenance savings.

### **Industrial Initiative**

The Industrial Initiative leverages the world-renowned engineering firm Leidos, who partners with industrial customers to implement energy efficiency upgrades. In 2019, the Industrial Initiative delivered substantial savings to Rhode Island manufacturers while also exceeded goals for both electric and gas savings. In 2019, approximately 100 project applications were paid to over 40 unique industrial customers. The program continued to focus on comprehensive custom process measures ranging from installing variable



frequency drives to cooling towers. In addition to serving larger industrial customer, Leidos also assisted several smaller customers between 200-400 kW. Project highlights from smaller-scale customers include the installation of an electric molding machine for a packaging manufacturer, and the installation of a new laminator for a food packaging company that expedited the assembly line and reduced energy costs. Project highlights from larger-scale customers include the installation of an energy efficient emissions control system at a manufacturing facility, and a project that resulted in a more efficient steel plate bender for a shipbuilding company.

### ***EnergySmart Grocer Initiative***

The EnergySmart Grocer (ESG) initiative delivered cost effective, comprehensive energy savings in the Grocery market segment in 2019 by providing nearly 3,834 net MWh and XXXX MMBtus in annual savings. The Company would like to highlight two projects that were completed in 2019 for smaller sized grocery customers.

A Market, a staple for the Newport community for over 25 years, recently moved their store three doors down from their previous location. In making this move, they also implemented a comprehensive energy efficiency plan. Included in this upgrade were the store's lighting, HVAC, kitchen equipment, refrigeration equipment and backend refrigeration system.

Urban Greens Co-Op in Providence installed night covers on their produce case and doors on a meat case. Additionally, they installed two CaptiveAire kitchen exhaust hoods with Variable Frequency Drives (VFDs). The project saved 4,600 annual kWh and 85.8 annual MMBtus.

### ***Combined Heat and Power Program***

Combined heat and power (CHP) systems are a cost-effective way for customers to achieve energy savings and improve resiliency. Customers who install CHP

## **2019 SMALL C&I RESULTS**

- **12,470,618 Annual MWh Saved**
- **152,630 Lifetime MWh Saved**
- **2,938 Annual MMBtu Saved**
- **33,233 Lifetime MMBtu Saved**
- **66,802 Metric Tons of Greenhouse Gas Emissions Avoided**
- **2,322 Program Participants**
- **\$7.18 Million in Lifetime Electric Bill Savings**
- **\$637,362 in Lifetime Gas Bill Savings**
- **\$7.81 Million in Total Economic Benefits**

generate electricity on-site and captures the thermal load for process related needs, thereby eliminating the requirement to procure additional non-electric energy. While the total energy savings from CHP can be substantial, implementing CHP can be challenging due to the long-lead times, complex technical requirements, and substantial capital investments. In 2019, National Grid pursued a 630kW CHP system at a wastewater treatment facility. The treatment facility will leverage its operational byproduct (sludge) as a biomass to fuel the CHP system. While the project made substantial progress in 2019, the CHP system was not able to interconnect before year end.

### ***Solid State Street Light Initiative***

The National Grid Solid-State Street Light Initiative provided energy efficiency incentives for street lighting and controls to municipal customers. There are two options for participating in this initiative, customer owned, and Company owned.

- *Customer Owned Street Lighting-* Rhode Island municipal customers are now eligible to purchase their own

streetlights from National Grid. Incentives are being offered for solid state lighting and controls, as funding allows. In addition to the funding offered by National Grid, the Office of Energy Resources continues to accept applications for street lighting grant funding from communities.

- *Company Owned Street Lighting* - National Grid filed a company owned street lighting tariff in 2016. If the municipal customer prefers to continue leasing their streetlights from National Grid, the customer will receive the incentive and the Company will claim the savings.

In 2019, the Solid-State Street Lighting Initiative awarded over \$300,000 in incentives to 11 different municipalities, resulting in approximately 1,515 MWh of annual electric energy savings. One of the highlights from the Solid-State Street Lighting Initiative included the Pawtucket streetlight and controls project which resulted in the installation of 6,062 street lighting fixtures and over 10,200 MWh of lifetime electric savings.

### ***Commercial ConnectedSolutions***

The Company implemented an active demand reduction program in 2019 after having run the program as a demonstration in 2017 and 2018. Under the active demand reduction approach, customers agree to reduce their electric use during the system peak. In 2019, the Targeted Dispatch measure of the Commercial ConnectedSolutions program curtailed and averaged 31.5 MW with 115 customer accounts participating in one event over the summer. In December of 2019, the Rhode Island Public Utility Commission clarified that solar and storage over 25 kW can be eligible for net metering so long as the storage is charged from the solar and not from the grid.

### ***Small Business Direct Install Program***

National Grid's Small Business Direct Install

program is a retrofit program that provides turnkey services to customers that consume less than 1,000,000 kWh per year. As part of the program, customers receive a free on-site energy assessment and a customized report detailing recommended energy efficient improvements. National Grid then completes retrofit installations at the customer's convenience. In 2019, the program served small businesses of all types including restaurants, non-profits, and small offices.

National Grid pays up to 70% of installation and equipment costs and customers can finance the remaining share of the project over as many as 60 months (typically 24) on their electric bill, interest free, using the Small Business Revolving Loan Fund, providing that funds are available.

Several projects were completed in 2019 for small business customers.

- RISE provided a major lighting retrofit to Stateline Nissan, saving them over 107,000 annual kWh, or about \$16,000 per year on their electric bill. The customer was very impressed at the impact the upgrade had to their site, especially the showroom where their illumination of the dealer's inventory has been greatly improved.
- RISE served the RI Society for the Prevention of Cruelty to Animals (SPCA) with a 100% incentive offer as a part of a special initiative to drive projects in the late summer months in RI. This project included a complete retrofit of the interior and exterior lighting, including controls (occupancy sensors), and five WiFi thermostats. This retrofit is expected to save over 24,300 annual kWh. This project is expected to save the SPCA approximately \$3,650 annually in energy costs, which is a significant impact for this type of organization. The SPCA was delighted with the installations and the impact it had on their space. The lighting will better highlight the adoptable pets, allow the vets to have better lighting

conditions for the procedures they carry out, and the WiFi thermostats will allow for a more comfortable space.

- RISE completed a large, interior and exterior LED retrofit lighting project at MacColl YMCA in Pawtucket, creating a much better illuminated space for the staff and patrons. This project covered several areas including the gym, kitchen, child care center, and parking area. It was a broad mix of re-lamp/re-ballast and new fixture installs. This project saved over annual 260 MWh, or nearly \$39,000 of the customer's annual electric energy cost.

In 2019, National Grid continued to utilize the existing contractor/electrician base through the Customer Directed Option (CDO) where customers are allowed to use their own contractors in conjunction with the expertise of the lead vendor in the Small Business Program. These additional "feet on the street" are helping the program maintain its success even as some segments continue to be successfully served through other paths. In 2019, 30% of savings in the SMB/DI program came from CDO contractors.

### ***Farm Energy Efficiency Program***

The Farm Energy Efficiency Program offers Rhode Island agribusinesses incentives for prescriptive energy efficiency measures. Program participants receive a free on-site energy assessment and a report detailing recommended energy-efficient improvements. Farmers or agribusiness owners can then choose to install any number of recommended electric or delivered fuels measures. Delivered fuels measures are eligible for incentives equal to 75% of their installed costs. Electric measure incentives vary depending on the application, but any approved electric measure cost not covered by an incentive can be paid back, interest free, through National Grid's on-bill payment system provided that funds are available.

In 2019, 12 Rhode Island farms received no-cost, farm-specific energy assessments.

With help from a University of Rhode Island Energy Fellow, additional outreach was conducted at 20 farmers markets in 15 towns across 5 counties, connecting directly with over 50 farms. Additionally, several written profiles and a short video profile were developed to highlight the success of past participants and the benefits the program has provided to their businesses. Presentations were also given at 3 workshops and further outreach was conducted via social media: Facebook and Instagram (@RIFarmEnergyResources).

### ***State Lead by Example: State and Municipal Entities***

In December 2015, Governor Gina Raimondo issued an Executive Order directing State agencies to 'Lead by Example' by achieving robust clean energy targets and developing clean energy practices. As of December 2019, Rhode Island State agencies have reduced their energy consumption by 10.5% (2014 baseline), **saved \$4.75 million (FY 2018)** from competitive energy procurement processes, and continue to procure 50% of their electricity supply from "green" energy sources. The Lead by Example initiative is also promoting interdepartmental cooperation, unlocking opportunities to invest in comprehensive energy efficiency and renewable measures that can reduce and stabilize public sector energy costs, shrink government's carbon footprint, and support Rhode Island's burgeoning clean energy economy. Major projects completed in 2019 include, the deployment of solar PV installations on the Attorney General's new building, Camp Fogarty National Guard campus, and two buildings at Rhode Island College, , the continued conversion of State and municipal streetlights to cost-effective LEDs, and the expansion of electric vehicle charging infrastructure across the State, and a number of interior LED lighting retrofits and HVAC upgrades at State facilities.

The programs and initiatives spurred by the Lead by Example executive order are also available for municipalities and quasi-

public agencies. Specifically, public entities can receive technical assistance, and in some cases financial support, from Rhode Island's Office of Energy Resources and National Grid to better manage their energy bills through Portfolio Manager (a free online tool from the U.S. Environmental Protection Agency), improve the energy efficiency of their buildings, install renewable energy systems and electric vehicle charging infrastructure, and purchase all-electric or hybrid fleet vehicles. Lead by Example efforts are meant to serve as a model for businesses, organizations, and citizens as we all work together to move Rhode Island toward a more secure, cost-effective, and sustainable energy future.

Key 2019 Lead by Example accomplishments include:

- Supporting the installation of solar arrays on four state buildings
- Continued support of State and municipal LED streetlight retrofits, with 60% of all Rhode Island streetlights now converted
- Ensuring that 50% of electricity consumed by State facilities comes from renewable energy resources
- Reducing the energy consumption across State facilities by 10.5% compared to 2014 baseline
- Supporting the installation of 24 new dual port electric vehicle charging stations at facilities across the State
- Participating in a Demand Response Program to reduce peak energy demand and generate revenues for the State
- Promoting the State's first a voluntary building Stretch Code
- Developing and managing competitive electricity and natural gas supply contracts for all state agencies
- Utilizing a centralized utility bill payment system for all state agencies that saves money by avoiding late fees and increasing staff efficiency
- Converting multiple facilities lighting to LED
- HVAC and control improvements at Powers Building (DOA), the RI State Police Barracks, and the Department of Labor and Training.
- Installation of a high-efficiency chiller in the Powers Building (DOA)

## COMMERCIAL, INDUSTRIAL & PUBLIC FINANCE

### *Large C&I Revolving Loan Fund*

Through the electric LC&I revolving loan fund, the Company offered **\$XXX** million in on-bill financing to **XX** Large Commercial customers through **XX** loans resulting in electric savings of **XXXX** annual MWh. At the end of 2019, the fund had a balance of **\$XXX** million, money that will be available for more loans in 2020 and in the future.

Through the gas LC&I revolving loan fund, the Company offered **\$XX** million in loans to **XX** Large Commercial customers resulting in gas savings of **XXX,XXX** MMBtu. At the end of 2019, the fund had a balance of **\$XXX** million, money that will be available for more loans in 2020 and in the future.

The Company continued to manage a revolving loan fund in support of the Rhode Island Public Energy Partnership (RIPEP). No customers participated in this offering in 2019. At the end of 2020, the fund had a balance of **\$XXXX**.

### *Small Business Revolving Loan Fund*

Of the **XXX** customers that participated in the Small Business Direct Install program, each received financing to cover 30% share of the project costs, either over 24 months at 0% interest or a lump sum payment with a 15% discount. Overall, the Small Business

Revolving Loan fund was able to provide **\$XXX** million in loans that led to more than **XX,XXX** MWh in annual energy savings. At year end, the fund had a balance of **XXX** million.

### ***Efficient Buildings Fund (EBF)***

Since 2015, National Grid, the Rhode Island Office of Energy Resources (OER), and the Rhode Island Infrastructure Bank (RIIB) have been working together to leverage system benefit charge (SBC) funds and drive energy improvements in facilities in cities and towns across Rhode Island.

The seed money to support this unique revolving loan fund came from a \$1.8 million allocation of ratepayer funds (system benefit charge), mandated by the, and \$3.0 million in funds from the Regional Greenhouse Gas Initiative (RGGI) controlled by OER. In addition, National Grid, based on a request from RIIB, and working in conjunction with the Technical Working Group each program year, agreed to transfer \$5 million in energy efficiency program funds to RIIB in 2019 and \$5.2 2020 to support EBF. These transfers were included in their respective Energy Efficiency Plans and related budgets.

In 2019, the EBF helped support energy efficiency projects in the towns/cities of Pawtucket, Barrington, Cumberland, East Providence, West Warwick, and Westerly. EBF helped Pawtucket continue its comprehensive installations of energy efficient equipment in several city buildings and begin LED streetlight retrofitting. The Town of Barrington utilized EBF financing to begin comprehensive renovations to their public library and senior center. The city of East Providence used EBF to begin the process of LED streetlight conversion. 2019 was the most successful year in EBF since inception with 1,858 net annual MWh claimed. The vast majority of these savings came from converting streetlights from less efficient technologies to LED.

### ***Commercial Property Assessed Clean Energy (C-PACE)***

National Grid has one C-PACE project in progress with the City of Providence. However, no gas or electric savings were claimed related

to this project in 2019. Outreach by the Rhode Island Infrastructure Bank and National Grid will continue in 2020.

### ***Other commercial financial developments***

National Grid is committed to making sure that customers have a robust selection of financial mechanisms that have proven themselves successful in other programs across the United States and Canada. In 2018, National Grid began discussing Metrus Energy's Efficiency as a Service offering with select customers Metrus has completed projects with numerous Fortune 500 companies across the United States. Metrus has restricted this offer to customers with a combined energy gas and electric spend of greater than \$1,000,000 dollars annually. There were no completed projects supported by Metrus in 2019.



## CROSS-SECTOR PROGRAMS

### *Community Initiative*

In 2019, the Community Initiative engaged the largest number of municipalities since the program's inception, launching campaigns in five municipalities. The cities and towns of Glocester, Westerly, Portsmouth, Middletown and Newport all participated in the initiative. Specified metrics were again set for these new participants including residential energy assessment goals, weatherization jobs, Wi-Fi thermostats, Small Business projects, homes converted to mini-split heat pumps, and refrigerators recycled. New for 2019, the program also set goals for demand response program participation. All communities had great success and surpassed their stretch goals for home energy assessments, a 25% increase over the prior year's participation, along with many other goals.

The participating communities, along with the Company, engaged residents and small businesses beginning in the summer and running through December. Custom marketing materials were created, along with social media and webpage postings, and letters from municipal leadership. Local events were attended by Company vendors to enroll customers in the EnergyWise home energy assessment program. For small business customers in the communities of Westerly and Newport, the Company and its vendor created a "Main Street" approach, whereby local businesses, on select days, received no cost direct install measures at their place of business and an opportunity for greater measure installations in the near future.

### *Codes and Standards*

The Codes and Standards initiative provides targeted stakeholder outreach and technical guidance to improve compliance with minimum energy efficiency policies currently in effect and accelerate the improvement of these minimum efficiency requirements. In 2019

the Company continued to expand its energy code compliance support services to a variety of stakeholder groups and directly supported enhancements of the state's energy code for the first time.

In 2019, the Code Compliance Enhancement Initiative (CCEI) conducted 46 training events across the state with 823 total attendees. Both metrics continue to increase year-over-year.

CCEI trainings continue to draw diverse attendees. While code officials remain the primary audience, student engagement was a particular focus in 2019.

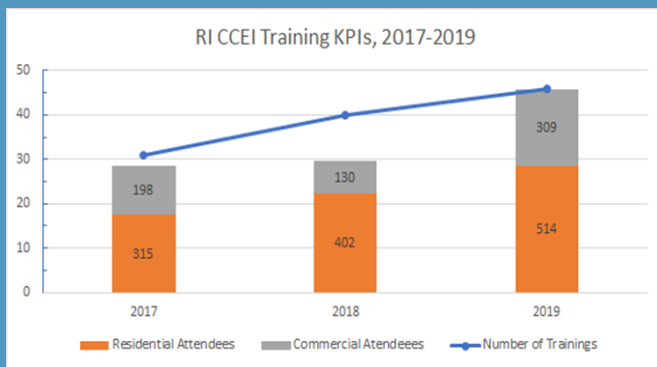
In addition to trainings, CCEI also provides project-specific technical assistance as well as development and dissemination of energy code documentation/compliance assistance tools.

The Company submitted 11 code change proposals as part of the state's 2018 IECC adoption process, which began in fall 2019. The primary goal of these proposals is to remove previous amendments to the state's energy code that weaken its energy savings potential.

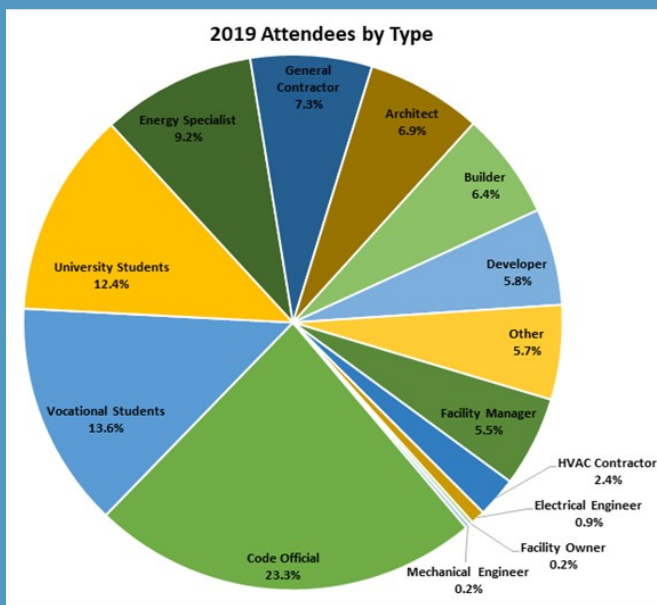
The Company also continues to support awareness and use of the RI Stretch Code through CCEI, including promotion at every training event and fundamental technical guidance.



Students trained on the energy code and building best practices in partnership with RIBA's Construction Career Pre-Apprenticeship Program (East Providence)



**Figure 4.** Key Performance Indicators (KPIs) for Code Compliance Enhancement Initiative (CCEI)



**Figure 5.** 2019 Code Compliance Enhancement Initiative (CCEI) training attendees by type

### **Block Island Energy Efficiency Program**

Through the Regional Greenhouse Gas Initiative (RGGI), proceeds were allocated to the Block Island Utility District to support the development and delivery of cost-effective energy efficiency programs and incentives to customers over three years. In 2019, OER worked in coordination with Block Island Utility District management and customers to develop their first Energy Efficiency Plan to leverage utility and RGGI funds to implement cost-effective efficiency measures in the community of New Shoreham. This program is anticipated to begin in 2020, pending Public Utility Commission approval, and is modeled on

the Block Island Saves Pilot Program, which ran from 2015-2017.

Block Island Saves was a pilot program to deliver energy efficiency assessments, education, incentives, and rebates to New Shoreham year-round residents and small businesses. The New Shoreham community faced unique energy challenges prior to 2017, including high energy prices stemming from electricity generation powered by imported and price-volatile diesel. The recent construction of North America’s first offshore wind farm three miles off the coast of Block Island also resulted in connecting the island with the mainland electric grid. This connection has helped stabilize electric prices while strengthening reliability. However, reducing energy use on the island remains critical to ensuring long-term energy affordability and reliability for this important and unique community.

OER collaborated with National Grid to leverage best practices for program development and energy efficiency offerings in the pilot were carefully chosen to align with existing programs available elsewhere in Rhode Island.

Over the course of the pilot, 79 residents and 31 businesses received free energy assessments, along with rebates and incentives for energy efficiency upgrades. These energy efficiency improvements will save 3,600 MWh of electricity over the lifetime of the improvements (equivalent to the electricity needed to power over 500 Rhode Island homes for one year), in addition to 4,800 MMBtu of oil and 2,300 MMBtu of propane.

Participants were able to decrease their energy bills, too. In total, program participants are saving an aggregate \$597,968 (residential) and \$714,396 (business) over the lifetime of the efficiency upgrades.

The final report on the Block Island Saves Pilot Program is available on OER’s website.

## **Energy Efficiency in Pascoag Utility District**

Through the Regional Greenhouse Gas Initiative, proceeds were allocated to support the accelerated adoption and delivery of cost-effective energy efficiency measures by customers located in the Pascoag Utility District. OER worked with Pascoag Utility District management to begin implementing elements of the multi-year strategy they jointly developed in 2018, starting with a significant increase in home energy audits. In 2019, the Utility District was able to increase the number of home energy audits ten-fold, from 12 to 120, vastly expanding the reach of their efficiency programming. In conjunction with OER and their efficiency consultant, Pascoag staff began optimizing program incentive levels and streamlining program delivery to better encourage and facilitate the adoption of energy efficiency in homes and businesses.

## **Zero-Energy Buildings (ZEB) Task Force and Working Group**

In 2019, the "Path to Zero Ready" program continued to introduce zero energy building strategies in order to grow the zero energy home market. The Path to Zero Ready Program focused on four key elements:

- *Education and Awareness:* In an effort to raise awareness of the design, construction, benefits and beauty of

zero energy homes in RI, **XX** zero energy presentations were held in 2019 with over **XXX** attendees. In addition, tours of zero energy homes were conducted to provide hands on learning for building professional and customers.

- *Workforce Development:* In 2018, the Zero Energy Advisory Group was created. The Group is comprised of eight Rhode Island construction professionals at different stages of understanding of the zero-energy building market. A spirit of collaboration is the hallmark of the group as they strive to create momentum in the zero energy and zero energy-ready markets. Members meet periodically over the year to refine best practices and marketing opportunities.

Support for architectural drawing revisions as well as a design charrette were conducted through this program to provide technical support to facilitate decision-making as project teams evaluate the opportunity to build a zero-energy ready project.

A series of infield trainings were held at a development in North Kingstown to demonstrate Zero Energy construction techniques including the framing stage, the rough stage before insulation, and at the point of final inspection

- *Project Incentives:* In addition to the technical support and financial incentives provided through the RNC program, a project that commits to zero energy ready can receive additional technical support as well as additional incentives for meeting the RI Stretch Code or being PV and EV ready.
- *Marketing:* National Grid held a strategic planning session to gather input and insights as to how to create a market for Zero Energy Homes - who to target, how to learn from and leverage what's currently working and develop priorities and next steps to move the



Attendees at Zero Energy Building Forum, a free half day workshop for commercial and residential buildings design and development professionals (Tiverton)

## INCENTIVES BY TOWN

**Table 1.** National Grid Gas and Electric Energy Efficiency Incentives Provided to Residential, Commercial and Industrial Customers in 2019

Barrington	\$966,562	New Shoreham	\$ 18,735
Bristol	\$ 1,002,930	Newport	\$ 1,410,416
Burrillville	\$ 486,968	North Kingstown	\$ 2,077,634
Central Falls	\$ 442,437	North Providence	\$ 950,288
Charlestown	\$ 318,331	North Smithfield	\$ 856,669
Coventry	\$ 1,800,204	Pawtucket	\$ 3,369,187
Cranston	\$ 7,758,724	Portsmouth	\$ 1,449,755
Cumberland	\$ 2,392,272	Providence	\$ 16,329,530
East Greenwich	\$ 2,135,064	Richmond	\$ 224,274
East Providence	\$ 3,561,259	Scituate	\$ 584,068
Exeter	\$ 209,328	Smithfield	\$ 1,608,986
Foster	\$ 184,307	South Kingstown	\$ 489,153
Glocester	\$ 321,751	Tiverton	\$ 680,352
Hopkinton	\$ 259,937	Warren	\$ 537,001
Jamestown	\$ 261,928	Warwick	\$ 5,443,079
Johnston	\$ 2,554,431	West Greenwich	\$ 409,702
Lincoln	\$1,822,282	West Warwick	\$ 1,567,820
Little Compton	\$ 167,282	Westerly	\$ 1,356,724
Middletown	\$ 1,164,078	Woonsocket	\$ 1,564,363
Narragansett	\$ 2,000,283	<b>Grand Total</b>	<b>\$ 70,738,094</b>



# COUNCIL PUBLIC EDUCATION EFFORTS

## 2019 EERMC PUBLIC FORUM



On October 29, 2019, URI Cooperative Extension assisted the EERMC in hosting its annual public forum at Ironworks Tavern in Warwick, RI. Titled “Building Rhode Island’s Workforce with Energy Efficiency Programs”, the event saw over 70 industry professionals and decision-makers come together for a keynote address from Carolyn Sarno-Goldthwaite of the Northeast Energy Efficiency Partnerships, followed by two panels, each with three speakers and a moderator. The first panel, “Jobs in Energy Efficiency”, featured representatives from the BW Research Partnership, Building Future RI and the RI Department of Labor and Training. The

second panel, “Industry Innovation”, featured industry leaders representing Viessman, Stephen Turner, Inc. and the Oil Heat Institute discussing the role of businesses in training new and incumbent workers in light of new policies and incentives that are changing the energy landscape. Attendees also heard from EERMC Chair Chris Powell and EERMC member Karen Verrengia who talked about the Council and how to engage in the energy efficiency planning process. The forum closed with a robust and illuminating dialog among attendees and speakers around the challenges and opportunities related to workforce and efficiency.

## PLUGGED INTO ENERGY RESEARCH LECTURE SERIES AT THE UNIVERSITY OF RHODE ISLAND



Since 2015, the University of Rhode Island’s Plugged into URI Energy Research (PIER) Lecture Series has provided stakeholders with research-based information on important energy topics and highlighted ongoing academic energy research. In 2019, the EERMC sponsored two evenings of lectures themed around real-time energy management and energy equity. On December 5, 2019, speakers on real-time energy management included Dr. Valerie Maier-Sperdelozzi, Associate Professor in the URI Department of Industrial & Systems Engineering, Ron Gillooly, Industrial Energy Program Director at Leidos and Jeff Broadhead, Executive Director of the Partnership for Rhode Island Streetlight Manage-

ment. On December 9, 2019, speakers on energy equity included Yasmin Yacoby, Energy Justice Program Manager of the RI Office of Energy Resources, Marty Davey, Director of Product & Service Development at New Ecology, Inc. and Sam Ross, Consultant with Optimal Energy. There were 90 attendees between to the two evenings, including energy professionals, equity professionals, students, educators and members of the general public.



## 2019 COMBINED HEAT AND POWER PUBLIC MEETING

On May 2, 2019, the EERMC hosted the Annual Rhode Island Combined Heat and Power (CHP) Public Meeting at the Energy Innovation Hub in Providence. As part of a legislative mandate, these meetings are designed to collect stakeholder feedback on challenges and opportunities related to the state’s CHP program. The meetings also serve to inform developers and potential participants on program details, any updates for the current year, and finance options. This year the majority of attendees were CHP developers or vendors who provide related technical assistance or financing. RI Energy Efficiency and Resource Management Council (EERMC) members Karen Verrengia and Tom Magliocchetti welcomed attendees and introduced the Council and its purpose. Representatives of National Grid and the Rhode Island Infrastructure Bank (RIIB) presented on program updates and finance opportunities. This year’s meeting also featured a representative of the CHP Technical Assistance Partnership between the U.S. Department of Energy and the University of Maine, which provides technical assistance and resources for CHP projects in the northeast. Attendees had the opportunity to ask questions and communicate their on-the-ground perspectives of implementing CHP projects in Rhode Island.

## FARMER EDUCATION

Due to the volatile nature and seasonality of many farm businesses, keeping costs low is vital to their success. However, participation in the half-dozen available farm energy programs has remained low. Conversations with stakeholders, energy program administrators, and National Grid suggest low participation is due, in part, to a lack of knowledge of available programs. In 2019, the EERMC and National Grid co-funded an Energy Fellow (University of Rhode Island student) from March through December to assist with outreach to the farm community regarding energy management. Outreach was conducted at 20 farmer’s markets in 15 towns across 5 counties, connecting directly with over 50 farms. The Energy Fellow also developed a Farm Energy Guide which helps farmers navigate the many energy programs and incentives available to them. Additionally, several written profiles and a short video profile were developed to highlight the success of past participants and the benefits the program has provided to their businesses. Presentations were also given at 3 workshops and further outreach was conducted via social media: Facebook and Instagram (@RIFarmEnergyResources).

The screenshot shows the Facebook profile for 'rifarmenergyresources'. The profile picture is a circular image of a green field with a white fence. The page statistics are: 15 Posts, 188 Followers, and 178 Following. The bio reads: 'RI Farm Energy Resources Community. Welcome to the Rhode Island Farm Energy Resources Page! Information about energy programs, photos, & more! #RIOER. 1 Capitol Hill, Providence, Rhode Island 02908. Followed by **whatcheerfarm** and **wanderlusturini**'.

The post content includes a grid of images and text:

- Top row: A photo of a barn with cows, a photo of a farmer's market stall, and a list of farm energy program winners:
  - Legends Creek Farm, Foster - \$20,000
  - Verde's Vineyard, Johnston - \$20,000
  - Martinielli's Farm & Catererie LLC, North Scituate - \$18,785
  - Fordbank Farm, Tiverton - \$20,000
- Second row: A diagram titled 'How It Works' showing a flow from 'Meet the Farmer' to 'Assess the Farm's Energy Needs' to 'Develop a Plan' to 'Implement the Plan' to 'Monitor the Plan'. A photo of yellow flowers and a photo of a farmer's market stall.
- Third row: A photo of a farmer's market stall with a sign that says 'FARMERS MARKET CHARLESTOWN JUNE THROUGH AUGUST 9 9:30-1:00 SOUTH COUNTY BAY PARK SOIL TESTING MUSIC/TUNE-UP STALL', a photo of a farmer's market stall, and a photo of a farmer's market stall.
- Bottom row: A photo of a farmer's market stall, a photo of a farmer's market stall, and a photo of a farmer's market stall with a sign that says 'Rhode Island NEWSLETTER JULY 2019'.

# NATIONAL GRID 2019 ENERGY EFFICIENCY WORKFORCE STUDY

National Grid hired Guidehouse, Inc. (formerly Navigant) to conduct a study of the job impacts from National Grid’s energy efficiency programs in 2019. The study estimates the number of full-time equivalent (FTE) employees engaged in all aspects of energy efficiency programs where National Grid provided funding support in 2019.

The FTE counts cover a wide range of energy efficiency services, including independent contractors and plumbers, rebate processers, engineers, and National Grid Staff. The study also includes counts of Weatherization Assistance Program (WAP) FTEs that are employed by the Community Action Program agencies that deliver low-income energy efficiency services. A complete list of all contractors and subcontractors involved in 2019 Rhode Island energy efficiency programs is included in Appendix B of this report.

The study’s findings were developed through interviews with energy services and equipment vendors and National Grid contractors, as well as through a detailed review of National Grid’s records of all energy efficiency measures installed in homes, apartment buildings, businesses, and industries throughout the state in 2019. Guidehouse calculated the labor hours required for each installation based on industry standards and discussions with contractor experts.

Guidehouse determined that **XXX** full-time equivalent (FTE) employees had work in 2019 supported by investments by National Grid in energy efficiency programs provided to its Rhode Island electricity and natural gas customers. One FTE equals 1,760 work hours, or the total of one person working 8 hours a day for 220 workdays in an average year. Because a “full-time equivalent” employee often represents the labors of more than one person over the course of a year, the number of individual workers employed as result of Rhode Island energy efficiency programs funded by National Grid is far

**Table 2.** Full-Time Equivalent Employment Associated with Energy Efficiency Programs in Rhode Island in 2019

PROGRAMS	TOTAL FTEs
Electric Programs	
Commercial and Industrial	####
Residential Income Eligible	####
Residential Non-Income Eligible	####
Gas Programs	####
Commercial and Industrial	####
Residential Income Eligible	####
Residential Non-Income Eligible	####
National Grid EE Staffing	####
WAP/LIHEAP Income Eligible Programs	####
<b>Total 2019 Rhode Island FTEs</b>	<b>####</b>

larger than the total of FTEs. Most of the jobs supported by energy efficiency investments were local because they were tied to installation of equipment and other materials.

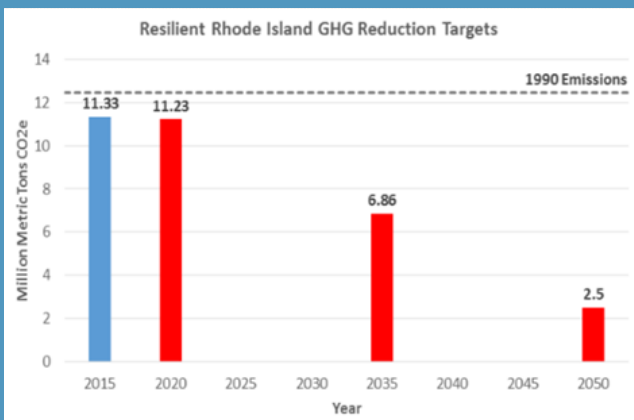
The study also identified **XXXX** companies and agencies involved in National Grid’s 2019 energy efficiency programs, XX% of which were located in Rhode Island. The companies identified include those whose employees are counted in the FTE analysis, as well as additional companies who assisted customers to secure equipment rebates, for example through the New Construction, Commercial Upstream Lighting, or High Efficiency HVAC programs.

The study fulfills General Law 39-2-1.2, which was enacted by the General Assembly in 2012. The study will benefit those who work in workforce development, training or those interested in the state’s green jobs.

## PLANNING INITIATIVES

### STATE GOALS: STATE ENERGY PLAN & GHG REDUCTION GOALS

Energy 2035: The Rhode Island State Energy Plan, formally adopted in October 2015, lays out a long-term, comprehensive energy strategy for Rhode Island. The vision of the Plan is to provide energy services across all sectors—electricity, thermal, and transportation—using a secure, cost-effective, and sustainable energy system. The Plan demonstrates that Rhode Island can increase sector fuel diversity, produce net economic benefits, and reduce greenhouse gas emissions by 45 percent by the year 2035. The Plan proposes state-of-the-art policies and strategies to achieve those goals.



**Figure 6.** Resilient Rhode Island Greenhouse Gas Reduction Targets. Graph adapted from the Rhode Island Greenhouse Gas Emissions Reduction Plan.

The Plan identifies energy efficiency as the state’s “first fuel” and a centerpiece strategy for achieving the Rhode Island Energy 2035 Vision. The State Energy Plan identifies energy efficiency as

the lowest-risk, lowest-cost, and arguably, the most sustainable energy resource available for Rhode Island. The Plan also lists Least-Cost Procurement as one of Rhode Island’s cornerstone energy policies, and the primary vehicle for delivering the benefits of energy efficiency to Rhode Island consumers and businesses.

Since the development of the State’s Energy

Plan, Governor Raimondo has passed multiple Executive Orders focused on reducing greenhouse gas emissions across the state. Her Executive Order 19-06 tasked the Office of Energy Resources and the Division of Public Utilities & Carriers to create a strategy to support the decarbonization of Rhode Island’s heating sector. In 2020, Executive Order 20-01 also committed the state to 100% renewable electricity by 2030. To achieve the objectives of these Executive Orders, the Energy Efficiency and Resource Management Council is working closely with the Office of Energy Resources to ensure that Rhode Island’s energy efficiency programs are laying a strong foundation for the necessary energy demand reduction.

### MARKET POTENTIAL STUDY & SAVINGS TARGETS SETTING

In preparation for the development of the 2021-2023 Three-Year Energy Efficiency and System Reliability Plans, the EERMC commissioned a Rhode Island Market Potential Study (RI MPS) to quantitatively assess the level of energy savings that can be achieved over the next several years. The EERMC selected Dunsky Energy Consulting to conduct the study, which covers energy efficiency, demand response, heating electrification, combined heat and power, and behind-the-meter distributed generation and renewable energy. The MPS covers calendar years 2021-2026 and will be used as a key input in the process of setting three-year Energy Savings Targets, which are developed by the EERMC and approved by the Public Utilities Commission. The study is being overseen and continuously reviewed by the MPS Management Team, which consists of the EERMC Consultant Team, the RI Office of Energy Resources and the RI Division of Public Utilities and Carriers. National Grid is also participating as appropriate.

### ANNUAL ENERGY EFFICIENCY PROGRAM PLAN

In addition to the three-year plan, annual energy efficiency program plans (Annual Plans) are developed by National Grid with significant stakeholder input. These annual

plans clearly define how the energy efficiency programs will be implemented and specify how the programs will be cost-effective. The annual plans are also reviewed and ruled on by the PUC. Work on the 2021 Annual Plan will commence in summer 2020.

## **SYSTEM RELIABILITY PROCUREMENT**

Through System Reliability Procurement (SRP), the Company identifies customer-side and grid-side opportunities that are safe and reliable, environmentally responsible, cost-effective, and provide a path to lower supply and delivery costs for customers in Rhode Island. As part of meeting this purpose, the Company develops and implements non-wires solutions.

Non-wires solutions use clean energy technologies to address electric grid needs. Clean energy technologies can include, but are not limited to, solar PV, energy efficiency and conservation, demand response, storage, and other types of renewable energy systems.

Non-wires solutions can help the grid deliver electricity to homes and businesses when electricity demand is highest, sometimes at a lower cost than upgrading the traditional wires, transformers, and substations. Non-wires solutions can also provide clean renewable energy, which may reduce net greenhouse gas emissions.

National Grid issued requests for proposals and evaluated project proposals for three opportunities for non-wires solutions in 2018-2019. While none of the proposed projects were both technically and economically viable, National Grid will continue to pursue non-wires solutions from the market for two of the three opportunities in 2020. National Grid has also identified at least one more opportunity for a non-wires solution and will pursue a third-party solution in 2020. National Grid also committed to further review of their procurement and evaluation processes for non-wires solutions to mitigate market barriers in 2020. National Grid continued enhancing the Rhode Island System Data Portal (Portal) in 2019. The

Portal is an online, interactive mapping tool that provides information about National Grid's electric distribution system in Rhode Island. The goal of the Portal is to provide the market with information about grid-beneficial locations for siting distributed energy resources, like solar and energy storage. In 2018, National Grid initiated the Portal with maps that include characteristics of the distribution system, approximate levels of load on distribution lines and substations, and an annual snapshot of how much distributed generation can be hosted on each distribution feeder (called "hosting capacity").

In 2019, National Grid added functionality to the Portal maps related to electric vehicles and charging infrastructure. National Grid also added practical information about company-led procurement of non-wires solutions with links to the appropriate resources needed for third-party solution providers to take the next step. Finally, National Grid also enhanced their company website to include a series of pages about non-wires solutions and open opportunities.

National Grid continued their outreach and engagement with third-party solution providers in 2019. Market engagement is important to increase industry knowledge about grid-beneficial non-wires solutions and resources available, including the Portal and opportunities for non-wires solutions. 2019 outreach and engagement included four webinars, two in-person demonstrations of the Portal, four email campaigns, and direct vendor contact. National Grid will continue outreach and engagement through 2020, including hosting webinars and trainings.

Additional details on 2019 SRP activities and the 2020 SRP Plan can be found in the Company's 2020 System Reliability Procurement Plan Report filed in Docket 4980 and approved by the PUC on December 20, 2018.

## **POWER SECTOR TRANSFORMATION**

In March of 2017, Governor Gina M. Raimondo charged the Public Utilities Com-



mission (PUC), the Office of Energy Resources (OER), and the Division of Public Utilities and Carriers (DPUC) with developing recommendations to advance power sector transformation (PST) in Rhode Island. The goal of the PST Initiative is to transition to a more dynamic utility regulatory framework in order to achieve a cleaner, more affordable, and reliable energy system for the 21st century and beyond. The three agencies partnered to solicit input from Rhode Island stakeholders and national experts, submitting a final Phase One Power Sector Transformation report with recommendations to the Governor in November 2017. The final report drew upon previous work to date by the EERMC, the Distributed Generation Board, the Systems Integration Rhode Island Working Group, and the PUC's Docket 4600 Investigation of the Changing Distribution System.

Following the submission of the PST report, National Grid filed an electric distribution rate case with the PUC to request the first change to electricity delivery rates since 2012 which addressed several topics identified in the PST report. In May 2018, National Grid, the DPUC, OER, and several other parties submitted a settlement agreement relative to National Grid's rate case at the PUC.

Among other items, the PUC ordered National Grid to implement two of their proposed initiatives. Through the Electric Transportation Initiative, National Grid is conducting a pilot to understand how rebates can encourage electric vehicle drivers to charge off peak, providing advisory services to fleet managers to understand the value proposition for transition to an electric fleet, providing incentives to make sites ready for electric vehicle charging infrastructure, and offering a discount on demand charges for DC Fast Charger hosts. Through the Energy Storage Initiative, National Grid is installing two battery energy storage facilities, one of which will be paired with electric vehicle charging infrastructure. OER is engaged with the implementation and evaluation of these programs; learnings will have implications for how we manage the electric distribution grid in an environment of increased

transportation electrification and distributed generation. OER is also actively participating National Grid's PST Advisory Group to refine a longer-term proposal for grid modernization and to develop a business case for advanced metering functionality. National Grid is anticipated to file these two items with the PUC in 2020.

For more information on the Power Sector Transformation Initiative, please visit: [www.ripuc.ri.gov/utilityinfo/electric/PST\\_home.html](http://www.ripuc.ri.gov/utilityinfo/electric/PST_home.html).



# LOOKING FORWARD: 2020 ENERGY EFFICIENCY PROGRAM PLAN HIGHLIGHTS

## 2020 RESIDENTIAL PROGRAMS

### *Residential New Construction*

In 2020 the Company will continue to work with building industry representatives to determine the cost-effectiveness of offering the zero energy ready initiatives in the RNC program. The Company will work with the Office of Energy Resources (OER) and RI Housing to support the three companies that earned a portion of the Zero Energy in the Ocean State (ZEOS) RFP funding for low - moderate income customers. continue to work with the Zero-Energy Buildings Advisory Group to develop a robust plan for residential zero energy homes.

### *The High-Efficiency Heating and Cooling Programs (Gas Heat Program and CoolSmart Program)*

In 2020 the Company the electric heat program can only offer incentives for air source heat pumps to replace/displace electric resistance heat program to ensure that contractors are properly trained in cold climate air source heat pump (ASHP) system design and installation as well as delivering customer education. The electric heat program will focus on replacement or displacement of electric resistance heat (2020 program cannot offer program for oil/propane customers due to RI Public Utilities determination. The Company will work on determining the effectiveness of the electric heat offering to ensure customer satisfaction and use as the primary heating source. The Company will continue to deliver heat pump water heaters through an efficient and cost effective up-stream model with big-box retailers and RI distributors.

### *Income Eligible Enhancements*

In 2020, the Program aims to develop strategies to respond to the 2019 Process Evaluation recommendations. Cold climate air source heat pumps for replacement/displacement of electric resistance heating

will continue to be offered. The IES Program will continue to participate in the Community Expos services to provide customer service and increase participation in the IES program.

### *Community Initiative*

The Community Based Initiative in 2020 will continue the model put forward in the prior program year that emphasized the importance of achieving certain energy saving metrics to earn the grant monies that will be used on energy efficiency projects at a municipal site. The Company will recruit up to five new communities for 2020 and is looking to continue working with the Aquidneck Island communities in 2020 with measures that will drive deeper energy efficiency in those communities. The communities will again be provided with start-up funding and marketing kits to promote efficiency throughout the year.

### *Home Energy Reports*

Target Rank reports will be run over another six months. This new approach will encourage customers to aim for higher ranking, so they know their energy saving actions are having an impact on their usage. Context-aware tips and personalized tip savings estimates will be provided in 2020.

### *Multifamily Program*

In 2020, the company has set a goal of installing 175 ductless air source heat pumps (ASHP) to displace electric resistance heat. The Company remains committed to offering a comprehensive program that is both cost effective yet thorough in treating this diverse segment of the population. One example of this is the Company's commitment to serving non-profit group homes seamlessly through the multifamily program.

## 2020 COMMERCIAL & INDUSTRIAL PROGRAMS

In 2020, the Commercial and Industrial sector will focus on a number of new initiatives in effort to increase participation among smaller-to-medium sized customers, to provide services to underrepresented market segments, and to better identify energy efficiency savings opportunities. Additionally, the Company will make minor adjustments to the Targeted Dispatch and Daily Dispatch demand response initiatives to improve adoption rates and better align load curves with curtailment.

The Commercial and Industrial New Construction program will have two significant changes compared to the 2019 program structure. First, there will be different program requirement thresholds and incentive structures from small and large buildings. Second, a tiered structure will be added to create a higher savings target and incentive rate for new construction projects that go beyond the code baseline. These changes will encourage new participation and yield deeper savings among new construction developers and building owners.

The Large Commercial Retrofit Program will launch three new initiatives aimed at increasing savings for underrepresented market segments and to provide those customers with more options to save energy. The new initiatives will center on national and regional chain restaurants, lodging, and commercial laundries.

- The Serve Up Savings Initiative will serve regional, multistate, and national restaurant chains not currently engaged in the Strategic Energy Management Planning (SEMP) partnership. The Serve Up Savings vendor will develop relationships with the key stakeholders—often the corporate Energy Manager—to motivate restaurant projects to move forward. In 2020, the Company plans to achieve 1,100 MWh and 21,000 therms in energy savings through various multi-measure installations at a minimum of 25 locations.
- The Lodging Initiative will look to serve Rhode Island hotels, motels, and resorts by offering no-cost audits to identify energy efficiency opportunities for refrigeration, lighting and controls, HVAC and controls, and kitchen equipment. For smaller hotels and motels, the program will use an inform-to-invest strategy where the success of the first project is leveraged to pursue deeper and more capital-intensive measures.
- The On-Premise Laundry Initiative will offer a suite of measures specifically catered to commercial laundry facilities, laundromats, and college and university laundry operations. The offering associated with this initiative include Xeros polymer laundry solutions and Dry Smart solutions. Due to the high cost of commercial dryer replacement, the Company has focused its offerings on a number of retrofit solutions that provide cost effective energy savings.

The Small Business Direct Install Program is eligible to commercial customer who have less than 1,000,000 kWh in annual usage. After a Small Business Energy Specialist conducts a no-cost site assessment, the Specialist works with the customer to identify strategies to pursue the appropriate energy efficiency measures. For 2020, the Small Business Direct Install Program will institute a number of changes in an effort to increase participation and to set goals/target with specific communities. For example, in 2020, the Company will continue to work with local Chambers of Commerce and other local small business groups to schedule workshops that address many of the small business needs including energy efficiency and demand response. Additionally, the Company will be working with community leaders and stakeholders to set goals for serving businesses in areas with lower incomes and those in Environmental Justice Zones.

In 2019, the Company implemented an active demand reduction program based on demonstrations done in 2017 and 2018. Under this active demand reduction approach customers agree to reduce their electric use

during the system peak. Customers participating in the Demand Response Program are free to curtail their energy use by any means in this technology agnostic program. In 2020, the Company plans to adjust the Targeted Dispatch program structure to permit weekend curtailment events for commercial and industrial customer who have weekend operations. This will enable the Company to curtail loads on weekends to prepare for future high weekend loads similar to what happened during the summer of 2019. For the Daily Dispatch program, the Company will attempt to increase adoption rates for the Commercial and Industrial energy storage incentive program and evaluate if and how the Net Metering and RE Growth programs could be adapted to allow paired solar and storage facilities greater than 25 kW.

DRAFT

**Appendix A:**  
***ACEEE State Energy Efficiency Scorecard***  
***Rhode Island Summary***



## 2019 STATE ENERGY EFFICIENCY SCORECARD

# Rhode Island

Rhode Island tied for third in the 2019 State Energy Efficiency Scorecard, the same position it held last year. The state earned 40.5 points out of a possible 50, a half-point less than it earned in 2018.

Rhode Island continues to rank high among the top states in the State Scorecard, with National Grid meeting ambitious savings targets through successful programs outlined in its three-year Least Cost Procurement Plan. Rhode Island continues to look for ways to capture untapped savings through innovative pilot programs and planning efforts intended to achieve zero-energy buildings and reduce greenhouse gas emissions.



### UTILITIES (20 OF 20 POINTS)

Rhode Island earned a perfect score for its utility policies and programs for the sixth year in a row and continues to achieve among the highest levels of savings in the country. Efficiency program administrators in the state devote notable levels of funding to acquire all cost-effective energy efficiency resources. Rhode Island has set aggressive energy savings targets as part of its energy efficiency resource standard, which includes both electricity and natural gas.



### TRANSPORTATION (6 OF 10 POINTS)

The state integrates transportation and land use planning, sets a goal for greenhouse gas emissions reductions from the transportation sector, and devotes significant funding to transportation initiatives. Rhode Island has set tailpipe emissions standards and passed complete streets legislation. In addition, the state has seen an increase in electric vehicle registrations and a decrease in vehicle miles traveled per capita in recent years. The state also incentivizes the creation of low-income housing near transit facilities and considers the proximity of transit facilities when distributing federal Low-Income Housing Tax Credits to qualifying property owners.



### BUILDING ENERGY EFFICIENCY POLICIES (5.5 OF 8 POINTS)

New building construction must currently comply with a weakened version of the 2012 International Energy Conservation Code (IECC), although the state is reviewing the 2015 IECC. The state also has a voluntary stretch code for commercial and residential buildings. Rhode Island has completed a baseline compliance study for commercial and residential buildings and conducts an array of ongoing activities to improve compliance rates. The state has partnered with Northeast Energy Efficiency Partnerships (NEEP) to advance issuance and listings of home energy ratings. In addition, National Grid unveiled plans to construct the state's first net zero energy housing development this year as part of its Zero Ready Demonstration Program to support growth of the net zero energy home market.




### COMBINED HEAT AND POWER (3 OF 3 POINTS)

The state has an interconnection standard that is favorable to combined heat and power (CHP), offers incentives for CHP deployment, and includes cost-effective and efficient CHP as an eligible resource within its energy efficiency resource standard. National Grid has also established CHP production goals and offers technical assistance. The Department of Environmental Management works to streamline air permitting for certain CHP systems. The state has also codified the use of nonwires alternatives for promoting the state's policy goals of enhancing grid reliability and resilience and includes CHP as an eligible measure.



### STATE GOVERNMENT-LED INITIATIVES (6 OF 6 POINTS)

The state offers a variety of energy efficiency incentives for consumers and has an active property assessed clean energy (PACE) program. State government leads by example by requiring efficient public buildings, benchmarking energy use, and encouraging energy savings performance contracts. The University of Rhode Island Outreach Center conducts research focused on energy efficiency. The state is a member of the Regional Greenhouse Gas Initiative and reinvests cap-and-trade proceeds towards energy efficiency programs.



### APPLIANCE STANDARDS (0 OF 3 POINTS)

Rhode Island is one of the few states to set appliance standards, although no standards have gone into effect in the past three years. The most recent standards were adopted in 2006 and all but two have been preempted by federal standards.



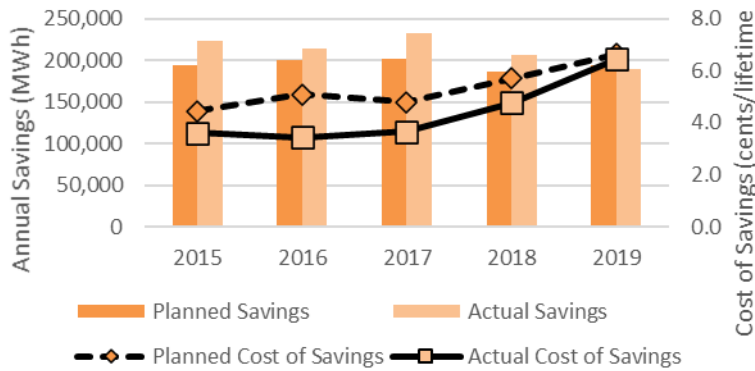


**Appendix B:**  
***Electric Program Trends Over Time***  
***2015-2019***

# ELECTRIC PROGRAM TRENDS OVER TIME: 2015-2019

1

## Savings and Cost of Savings Performance Total Portfolio



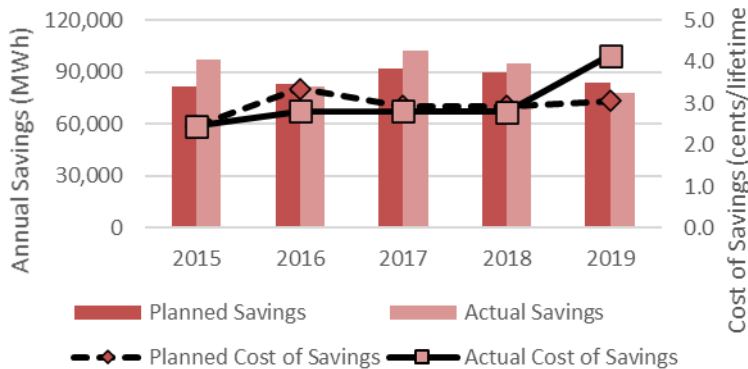
Graphs 1-5 show the cost per lifetime savings (cents/lifetime kWh) achieved by the electric energy efficiency programs each year from 2015 through 2019. They also depict planned versus achieved electric savings. Graph 1 shows trends for the total portfolio of electric programs while graphs 2-5 highlight specific market sectors: Large Commercial & Industrial (C&I), Small C&I, Residential, and Income Eligible.

From 2015-2017, achieved electric savings tended to exceed planned electric saving goals. Similarly, cost per lifetime kWh were often lower than planned. However, in recent years, some of these trends have changed in certain market sectors. For example, in the Large C&I market, achieved savings were lower than planned while the actual cost per lifetime kWh was higher than planned.

Each year, the EERMC works in coordination with National Grid to continue to enhance program delivery strategies and optimize energy efficiency benefits for all ratepayers. Maximizing the cost-efficiency of the programs is a top priority for the Council. Consistently, these efforts have resulted in greater than expected electric savings.

2

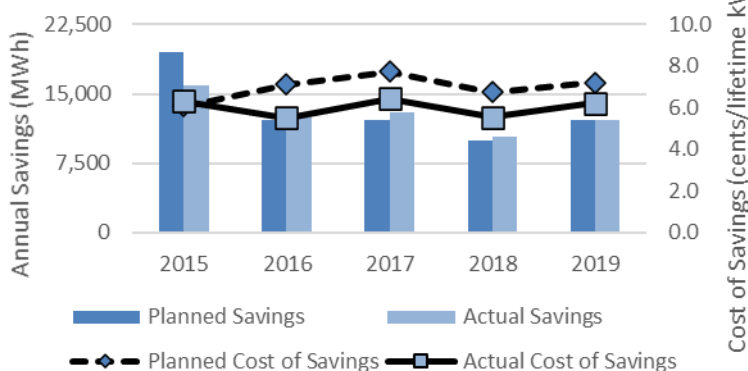
## Savings and Cost of Savings Performance Large C&I

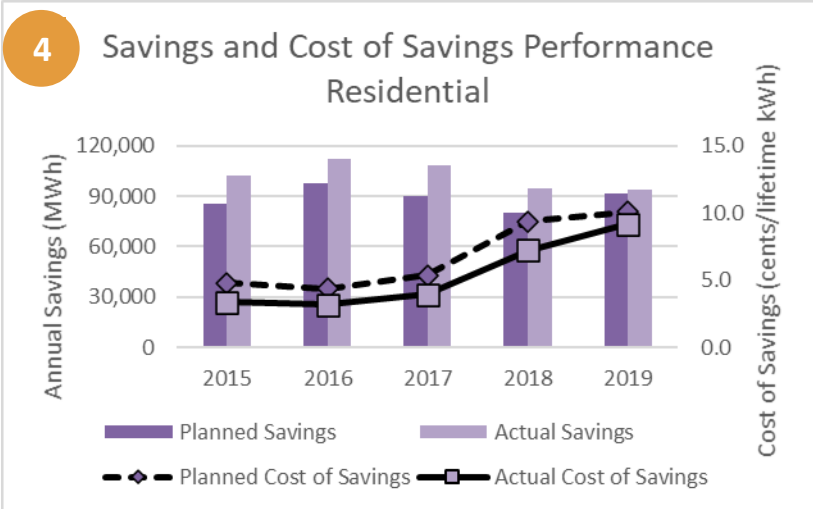


Through the programs, lighting upgrades have historically provided significant amounts of lower-cost energy efficiency savings. Both in RI and across the nation energy efficiency programs have played a critical role in transforming the lighting market from incandescent bulbs and other inefficient lighting to energy-efficient LEDs. With the lighting market transforming to LED technologies, it means homeowners will be able to choose from energy efficient lighting options without need for program funding. This represents a great success story for energy efficiency.

3

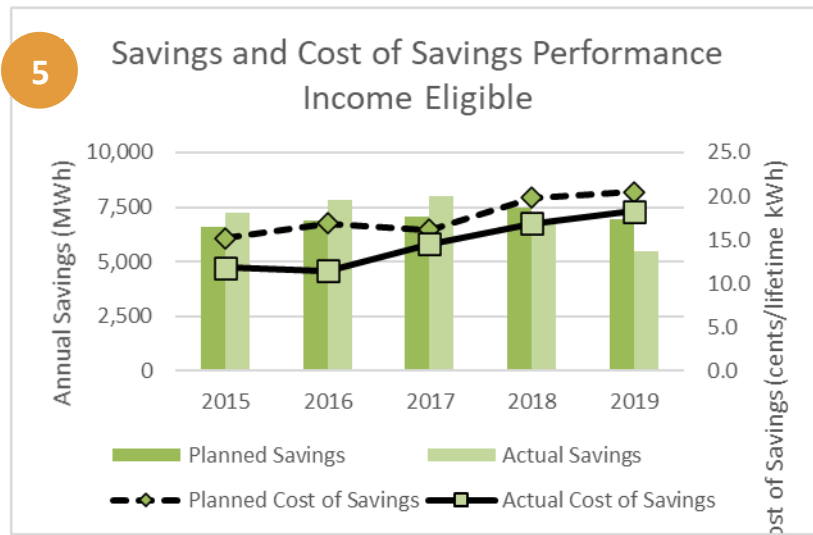
## Savings and Cost of Savings Performance Small C&I



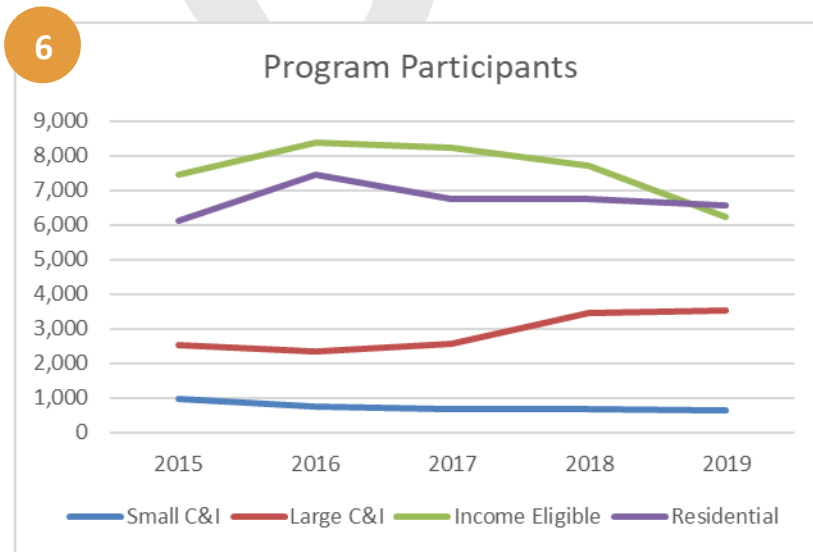


However, because lighting savings currently make up a large portion of the electric energy efficiency portfolio and these lighting savings will not be claimable by the programs once the lighting market is fully transformed, it is essential that new technologies and program offerings be explored in the upcoming 2021-2023 Three Year Plan. The EERMC looks forward to working with program administrators to continue innovating and evolving the programs.

Graph 6 shows program participation over time from 2015 through 2019. Please note that Residential program participation numbers are shown in hundreds. The residential electric programs have the largest participation numbers of all the market sectors.



During the past few years participation levels have increased for large C&I customers, remained relatively consistent for small C&I and residential customers, and has decreased for income eligible customers. It remains a priority of the EERMC and National Grid to continue expanding access to energy efficiency programs for all ratepayers.



**Appendix C:**  
***National Grid Efficiency Program***  
***Case Studies***



# Municipal Energy-Efficiency Upgrades that Pay for Themselves



ENERGY AUDIT



LED LIGHTING



HVAC SYSTEMS



WEATHERIZATION

The City of Pawtucket was able to save energy and money without any out-of-pocket expenses by working with National Grid, the Rhode Island Office of Energy Resources and the Rhode Island Infrastructure Bank.

It all started with an energy audit. When the City of Pawtucket decided to embark on a path to lower energy use, they turned to National Grid for a no-cost energy audit of all of their various facilities, including the city hall, public libraries, Leon A. Mathieu Senior Center and more.

The audit identified many significant energy-efficiency improvements, ranging from streetlight LED conversions and LED lighting upgrades at every facility to weatherization, air sealing, a building management system at four facilities, and HVAC system replacements, including boilers and centralized control systems.

Implementing all of the recommended energy-efficiency measures would cost \$4.4 million. National Grid and the Rhode Island Office of Energy Resources calculated the savings that could be achieved by each upgrade. Converting streetlights to LEDs was expected to deliver the largest cost savings.

Officials from the City of Pawtucket decided to utilize the shorter payback period of the streetlight LED retrofits to support upgrades such as new energy-efficient boilers.

This comprehensive approach not only decreases energy use but also increases indoor air quality and comfort. Plus, it helps more than the city—lower carbon emissions help preserve the planet for future generations.

*“We’ve got nothing but positive feedback and I will tell you that National Grid has been a great partner and continues to be very supportive”*

– Don Grebien, mayor of Pawtucket



*Pawtucket's town hall was one of the city's facilities that had a National Grid no-cost energy audit.*

DRAFT

**nationalgrid**

See all the possibilities  
at [ngrid.com/business](http://ngrid.com/business)



# RI Appliance Recycling

Evaluating the Energy Savings from an Appliance Recycling Program

NMR conducted a study to estimate gross, adjusted gross, and net energy savings for a NGRID sponsored refrigerator and freezer recycling program in Rhode Island. In comparison to 2011 program estimates, the current program resulted in lower savings, driven down by younger and more efficient units recycled through the program. Efficiency gains for refrigerators were somewhat offset by the prevalence of side-by-side door configuration, primary usage, and larger size. Results will be used to inform energy efficiency planning for 2020.

## Main Takeaways

### Implications

Year over year savings will decline due to the diminishing supply of older and less efficient units that get recycled through the program.

### Recommendation

NMR recommends that National Grid adopt the savings for use in program planning.

### Point of Guidance

Biennial (every other year) *quick hits* studies similar to this one will allow National Grid to provide more accurate savings estimates in program planning.

## Key Findings

### Comparison of Savings



VS.



The per-unit savings for refrigerators and freezers decreased between 2011 and 2017/2018 by 19% and 36%, respectively. The current program recycles younger units that were manufactured under increased federal efficiency standards, and therefore use less energy than those recycled in 2011.



VS.



Rhode Island and Massachusetts exhibited similar refrigerators savings in 2018, but Rhode Island's freezers savings fell below those of Massachusetts, largely reflecting the younger age of freezers in Rhode Island.

### 2017/2018 Impact Factors

### Appliance Characteristics



REFRIGERATORS

Gross Energy Savings	1,004 kWh
Adjusted Gross Savings	883 kWh
Net Energy Savings	389 kWh

<b>18yrs</b> Average Age	<b>19cu.ft</b> Average Size
<b>52%</b> Primary Units	<b>69%</b> Top Freezer Units



FREEZERS

Gross Energy Savings	724 kWh
Adjusted Gross Savings	492 kWh
Net Energy Savings	278 kWh

<b>22yrs</b> Average Age	<b>16cu.ft</b> Average Size
<b>88%</b> Secondary Units	<b>76%</b> Upright Units

# Rhode Island Lighting Sales Data Analysis

Analyzing Market Trends for Light Bulbs

NMR conducted a study to examine light bulb market shares obtained from retail locations in Rhode Island. The study compares market share and bulb prices in Rhode Island, the United States, and various comparison areas with different levels of lighting program activity. The report explores 2018 market share by bulb type, shape, and ENERGY STAR® status; compares bulb prices; and considers trends in market share from 2015 to 2018. Although the sales data suggest that the ENERGY STAR Lighting Program still has positive effects, the impact may be dwindling as transformation of the LED market progresses across the nation.

## Key Findings



Rhode Island's market share for efficient bulbs (LEDs + CFLs) stood at 59% in 2018. LEDs alone accounted for 57% of all bulb sales.

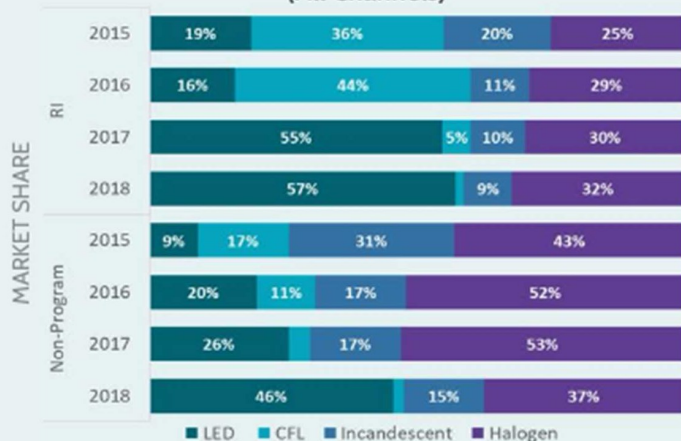


Non-program LED market share grew substantially in 2018.

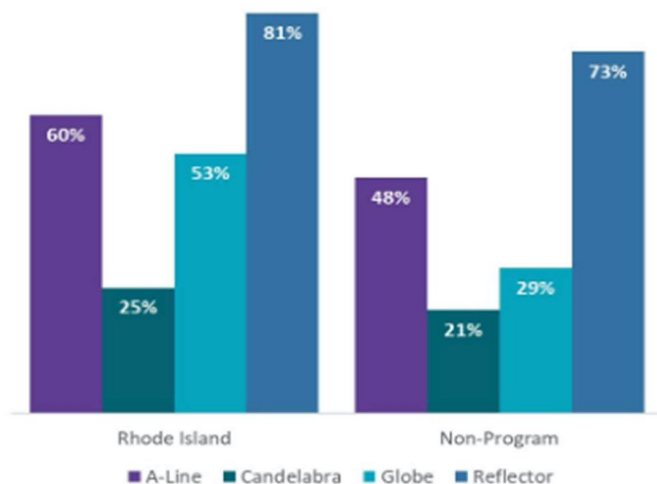


LED market share grew by 200% in Rhode Island and 400% in non-program areas between 2015 and 2018.

Rhode Island and Non-Program Market Share by Bulb Technology (All Channels)



LED Market Share by Bulb Shape



LED reflector sales were high in the areas examined, suggesting that the market is nearly transformed.



A-line sales were near or above 50% in all areas, pointing towards strong progress on transformation.



Globe market share was above 50% in Rhode Island, but less than 30% in non-program areas.



Candelabra market share was low across the board, suggesting that transformation is a long way off.

## Data Sources



Consortium for Retail Energy Efficiency Data



NEMA shipment

# Rhode Island Shelf Stocking Study

NMR analyzed light bulb stocking and pricing data collected by Lockheed Martin in the autumns of 2016–2018 to investigate the impact of National Grid’s residential lighting program on the retail market.

## Sample Summary

2016–2018

53–55  
stores 

49–64k  
packages 

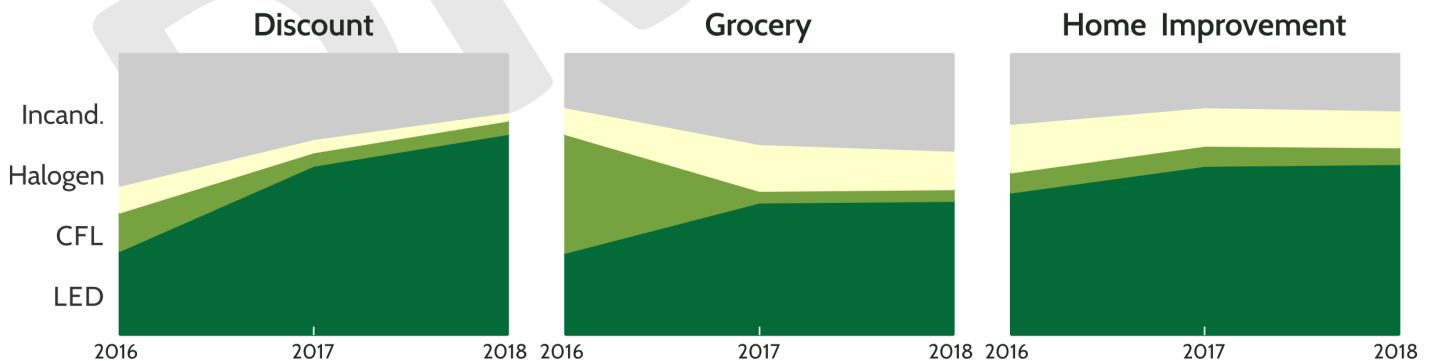
112–172k  
bulbs 

2.2–3.1k  
models 

## Key Conclusions

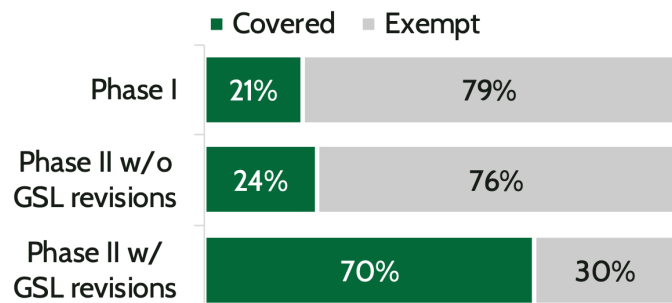
- The current DOE proposal (Phase II w/o GSL revisions) would save consumers little energy, leaving open the possibility of continued program intervention.
- LED prices have decreased year over year, while other bulb prices have increased.
- Efficient bulbs (LEDs & CFLs) are increasingly available, except in some store types like groceries.
- As LEDs become more available and their prices fall, other program approaches may be required to help late-adopters switch to this more efficient technology.

## Participant Stocking Practices



## EISA: Energy Independence and Security Act of 2007

Congress established energy efficiency standards for general use lighting (GSL) with EISA, instructing the Department of Energy to periodically revise these standards. The first update (Phase II) is expected in 2020, but is currently contested. Two scenarios were analyzed, and their impacts shown at right.





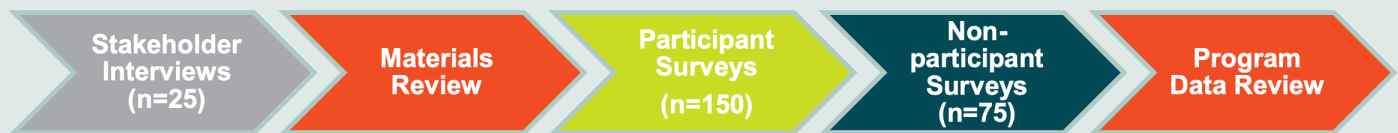
# EXECUTIVE SUMMARY

## Process Evaluation: Income Eligible Services (IES) Single Family Program










National Grid offers IES to help income eligible customers in Rhode Island improve the efficiency of their homes. Participants receive a range of energy efficiency updates, including heating systems, insulation, appliances and lighting at 100% incentive. In 2018, National Grid completed more than 4,000 IES home energy assessments and installed more than 60,000 energy efficiency measures.

This process evaluation focused on identifying opportunities to improve the way IES program is delivered. This evaluation complements Cadeo's impact evaluation of IES in 2018 and was undertaken to inform National Grid's 2020 energy efficiency plan.

### Activities



### Recommendations

-  **1. Explore an expedited home assessment approach.** The current approach takes too long and limits the total number of customers National Grid can serve.
-  **2. Pilot Hancock mobile application.** It's possible an available mobile application could expedite assessors' data collection responsibilities and allow them to serve more customers.
-  **3. Set data-driven expectations about participation timelines.** Assessors are not consistently setting expectations with customers about the time between their home assessment and when they will receive their efficiency upgrades.
-  **4. Explore opportunities to reduce installation timelines and increase contactor capacity.** National Grid is not currently meeting its internal target for insulating participants' homes following their assessment and should identify opportunities to weatherize homes faster.
-  **5. Implement post-installation survey.** Changing the timing and focus of the current follow-up survey would help National Grid resolve issues associated with installed measures.
-  **6. Increase direct engagement with landlords.** Most IES participants own their home. To better serve renters, National Grid should explore more direct engagement with landlords.
-  **7. Prioritize rebuilding the state's home energy assessor capacity.** Statewide, IES lost six assessors last year; National Grid should take steps to encourage assessor retention.
-  **8. Clarify waiver process.** Some stakeholders expressed confusion about the waiver process and need more guidance from IES.
-  **9. Collect additional data.** National Grid should work with IES stakeholders to collect specific additional data that would improve future evaluations.



**Appendix C:**  
***2019 Energy Efficiency Vendors***



# 2019 ENERGY EFFICIENCY VENDORS

The following list includes contractors and subcontractors performing work directly for National Grid Energy Efficiency programs in 2019 that were counted in the FTE analysis and additional companies who assisted customers to secure equipment rebates, for example through the New Construction, High Efficiency HVAC programs, and upstream lighting. The list also includes the Community Action Program agencies and their subcontractors involved with the delivery of the low-income program, whether under National Grid funding or WAP/LIHEAP/ARRA funding.

The list is organized by state, with companies then listed alphabetically. Rhode Island firms are listed first. Of the 1,151 companies, agencies, contractors and sub-contractors listed here, 71% are either headquartered in Rhode Island or have a physical presence in Rhode Island. 20% are Massachusetts-based companies with no physical presence in Rhode Island. 3% of companies are Connecticut firms. The remaining firms have offices in the other New England states or outside of New England.

Vendor	Town	State			
			Alert Fire Protection	Cranston	RI
5C Energy	Cumberland	RI	All Electrical Solutions	Providence	RI
A & I Electric	Pawtucket	RI	All Seasons Heating & Air Conditioning Inc.	Johnston	RI
A E Costa Electrical Contractor LLC	Warwick	RI	All Star Insulation	Providence	RI
A Santurri Electric	East Greenwich	RI	Allen's Electric	Woonsocket	RI
A&B Heating	Johnston	RI	Alliance HVAC	Cumberland	RI
A&K Safety	Warwick	RI	Alpha Electrical Contractors Inc.	Riverside	RI
A. Perry Plumbing and Heating	Coventry	RI	Al's Electric	North Providence	RI
A.T. Electric Co.	Pawtucket	RI	AM Electric LLC	Warwick	RI
A-1 Electric Co.	North Smithfield	RI	Amaral Revite Corp.	Providence	RI
Abernathy Lighting Design	Providence	RI	Amaral, Paul	Tiverton	RI
Accu Electric	Providence	RI	American Development Institute	Smithfield	RI
Ace Electric Co. Inc.	Providence	RI	American Electrical Contractors	West Greenwich	RI
Acorn Maintenance	Warwick	RI	American Heating, Plumbing, & Sprinkler, Inc.	North Providence	RI
ACR Construction & Management Corp	North Providence	RI	American Home Heating and Air Conditioning	Cranston	RI
Adams Plumbing & Heating	West Warwick	RI	American Plumbing & Mechanical	West Warwick	RI
Addressi Plumbing	Providence	RI	Amity Electric	Wyoming	RI
Adler Bros. Development	Smithfield	RI	Anchor Insulation Inc.	Pawtucket	RI
Advance Electrical Corporation	Providence	RI	Anchor Plumbing & Heating	Providence	RI
Advanced Comfort Systems Inc.	North Smithfield	RI	Anderson Energy Solutions LLC	Charlestown	RI
Advanced Mechanical Solutions	Manville	RI	Andy's Overhead Electric LLC	Exeter	RI
Affordable Heating & Air Conditioning Services	North Providence	RI	Anibal J. Cante	Central Falls	RI
AG Electric of New England	Riverside	RI	Anthony Simas	Woonsocket	RI
Air Conditioning Services of New England	Cranston	RI	APB Plumbing & Heating	Cumberland	RI
Air Flow Inc.	Coventry	RI	APCO LLC	Johnston	RI
Air Synergy LLC	Providence	RI	A-Plumbing & Heating	East Providence	RI
Air Tech Heating & Air Conditioning	Rumford	RI	Apple Valley Alarms	North Scituate	RI
Airhart Electric Inc.	Coventry	RI	Apuzzo Plumbing & Heating	North Scituate	RI
Al Danti & Son Plumbing & Heating	Pascoag	RI	Aquidneck Services LLC	Taunton	RI
Al Jerauld	North Providence	RI	AR Heating & Cooling Inc.	Cranston	RI
Al Swajian & Son	Cranston	RI	Arden Building Companies, LLC.	Pawtucket	RI
Ala and Sons Construction	Warwick	RI	Ardente Supply Co. Inc.	Providence	RI
Aladdin Electric Co. Inc.	Johnston	RI	Arema HVAC	Greenville	RI
Alan Menard Plumbing LLC	Pawtucket	RI	Arther Lettieri	Providence	RI
Alan Paul Electric	Warwick	RI	Arthur W. Adler	Bristol	RI

Aten Energy	Pawtucket	RI	Bob Ayers	Bristol	RI
Atlantic Plumbing & Heating Supply	Coventry	RI	Bob Sequeira	Cranston	RI
Atlantis Pool Service LLC	Cranston	RI	Bodell Plumbing & Heating	South Kingstown	RI
ATMS Electrical Services	East Providence	RI	Boss Heating & Cooling, Inc.	Charlestown	RI
Auburn Electric Company	Cranston	RI	Boucher HVAC/R Inc.	Wakefield	RI
Audet, E.W. And Sons Inc.	Providence	RI	Boulevard Plumbing & Heating	Middletown	RI
Audet, Robert F. Inc.	East Greenwich	RI	Bousquet Oil	Woonsocket	RI
Aussant Electric	Cumberland	RI	Brandon Schiano Plumbing and Heating	Cranston	RI
Autiello Plumbing & Heating	Cranston	RI	Brian's Fire Alarm System Solutions, LLC	North Smithfield	RI
Automatic Temperature Controls	Cranston	RI	Brien Godin	Cumberland	RI
AZ Corporation	Hopkinton	RI	Brittain Electric Inc.	Jamestown	RI
Azverde Electric Company	Cumberland	RI	Brochu, Mark G.	Lincoln	RI
B & B Consumers Natural Gas Service & Air Conditioning	Woonsocket	RI	Brock's Electric	Johnston	RI
B & K Electric, LLC	Warwick	RI	Broway Electric, LLC	Cranston	RI
B & M Plumbing	Warwick	RI	Bruno & Son Electric Inc.	Providence	RI
B Martel Plumbing & Heating	Central Falls	RI	Bryant Plumbing Inc.	Johnston	RI
B Z Electric	West Warwick	RI	BSH Heating and Appliance	Barrington	RI
B&D Boiler Removal	Pawtucket	RI	Buckley Heating & Cooling	Peace Dale	RI
B&G Electric Inc.	Pawtucket	RI	Butler & Sons Plumbing and Heating	Providence	RI
B&W Building Maintenance Electrical Contractors	North Providence	RI	C & K Electric Company Inc.	Providence	RI
B. Lachapelle Home Improvements LLC	Lincoln	RI	C & L Energy Corp	Cranston	RI
Balletto Construction Company	Providence	RI	C Carr Electric LLC	Cumberland	RI
Balme, Ryan Electric	Chepachet	RI	C Mancuso Construction & Plumbing Co.	Cranston	RI
Baptista Electric	Cumberland	RI	C.J. Nemes Inc. Plumbing & Heating	Woonsocket	RI
Barlow Heating LLC	Warwick	RI	Caiozzo Plumbing	Warwick	RI
Barrington Plumbing & Heating	Barrington	RI	Cal Supply Company, Inc.	Cranston	RI
Bashaw Electric	East Greenwich	RI	Calson Corporation	Johnston	RI
Baum Energy	Warren	RI	Calyx Retrofit	Lincoln	RI
Bayside Electric Company	Warwick	RI	CAM HVAC & Construction Inc.	Smithfield	RI
Beach Mechanical	Warwick	RI	Campco Electrical Services LLC	Wyoming	RI
Beaver River Heating & Cooling	Wyoming	RI	Carbone Plumbing Heating & Air Conditioning	Johnston	RI
Belcher Electric LLC	Woonsocket	RI	CARJON Air Conditioning & Heating Inc.	Smithfield	RI
Beneficial Energy	Pawtucket	RI	Carl Gross	Providence	RI
Benjamin Jenkins DbA	Middletown	RI	Carlino Electric Inc.	Coventry	RI
Bertrand Plumbing Inc.	Pascoag	RI	Carnevale Electric	Johnston	RI
Besco	Woonsocket	RI	Carter Bros Inc.	Glendale	RI
Better Call Sal Electric LLC	Charlestown	RI	Casey's Oil & Propane	Newport	RI
Biello Electric Co.	Fall River	RI	Casperson Construction	Johnston	RI
Big John's Plumbing & Heating	Coventry	RI	Cassana HVAC LLC	Cranston	RI
Bileau HVAC Inc.	Woonsocket	RI	Cavaco Brothers Plumbing & Heating	East Providence	RI
Bill Gornostai Electric	Warwick	RI	CBRE	Providence	RI
Bill's Direct Plumbing & Heating	Bristol	RI	CD Heating, Inc.	Cranston	RI
Bill's Handyman/Painting	Johnston	RI	Century Electric	Westerly	RI
Bisono Construction	Providence	RI	Century Heating	Smithfield	RI
BKW Plumbing	Pawtucket	RI	Certified Energy Consultants	Mapleville	RI
Blackstone Valley Community Action	Pawtucket	RI	CFC Electrical Contracting Inc.	Providence	RI
Blyden Electric	Providence	RI	Charette Plumbing LLC	Richmond	RI
BMB Services LLC	Cranston	RI	Charland Enterprises	Pawtucket	RI

Charles Doherty and Steve Girard	Warwick	RI	D & J Plumbing & Heating Inc.	Carolina	RI
Charles Nichols Plumbing	Warwick	RI	D & V Mechanical Inc.	Westerly	RI
Chaves Services	Middletown	RI	D Gomes Electric LLC	Pawtucket	RI
Chevalier Electric	Johnston	RI	D.S. Plumbing	Coventry	RI
Chilabato, Peter	Portsmouth	RI	Daluz Plumbing & Heating	West Warwick	RI
Chris Cardillo Electrician	Providence	RI	Dan Gomes Electrician	Pawtucket	RI
Chris Electric, Ltd.	Newport	RI	Danfoss LLC	Smithfield	RI
Cipriano Plumbing & Heating	Wakefield	RI	Danico LLC	North Providence	RI
CJ's Plumbing & Heating Specialists	Smithfield	RI	Daniel Sheehan	Cumberland	RI
Clearesult	Providence	RI	Daniele Inc.	Pascoag	RI
Clermont Mechanical Plumbing	Glendale	RI	Dauphinais Electrical Services LLC	Woonsocket	RI
Cleverly Plumbing LLC	Greene	RI	Dave Fortier (D & Z Electric)	Woonsocket	RI
Clover Engineering	Providence	RI	David Parrillo Plumbing, Heating & Son LLC	Hope	RI
CMAGS HVAC	Warwick	RI	David Phillips Plumbing & Heating	Riverside	RI
Coast Modern Construction LLC	Providence	RI	David Seddon Electrician	Rumford	RI
Coastal Electric Inc.	Newport	RI	David St. Angelo	Barrington	RI
Coastal Plumbing Service Inc.	Wakefield	RI	David R. Gince Electrician	Woonsocket	RI
Cohen Heating Supply Inc.	Providence	RI	Dayco Electric	Warwick	RI
Cola Plumbing & Heating Inc.	North Kingstown	RI	Deal Electric	Cranston	RI
Coldmasters Temperature Control	Providence	RI	Dealta Mechanical Contractors	Warwick	RI
Collard Enterprises	Coventry	RI	Deangelis Electric	Lincoln	RI
Comfort Systems	West Kingston	RI	Delmonico Enterprises, Inc.	Cranston	RI
Commercial Electric	East Providence	RI	Del's Plumbing	North Scituate	RI
Community Action Partnership of Providence	Providence	RI	Delta Electro Power Inc.	Cranston	RI
Competitive Chimney Sweep Inc.	Woonsocket	RI	Dennis Pratt Plumbing & Heating	Harrisville	RI
Comprehensive Community Action	Cranston	RI	Derek Germain	Cumberland	RI
Computer Sciences Corporation	Warwick	RI	Desarro Electric LLC	Hope Valley	RI
Connolly and Sons Heating Services	Harmony	RI	Desmarais Plumbing & Heating Inc.	Johnston	RI
Consolidated Maintenance	Johnston	RI	Dessaint Electric Co.	Warwick	RI
Consumers Propane, Bousquet Oil	Woonsocket	RI	Dimery Electrical	Barrington	RI
Conti Brothers Inc	Providence	RI	Dino's Plumbing	North Providence	RI
Continental Engineering Inc.	Johnston	RI	Dino's Propane	Johnson	RI
Control Systems	Cranston	RI	Dionnes Plumbing Systems	Cumberland	RI
Corey Craven	Woonsocket	RI	Diorio, Joseph	Pawtucket	RI
Cosmo Enterprises	Warwick	RI	Dirocco Plumbing Services LLC	North Providence	RI
Cox Construction Inc.	Cranston	RI	Diversified Repair Services	Barrington	RI
Cox Electric LLC	Narragansett	RI	Divona Enterprises	Cranston	RI
Cozzo Electrical Services	Johnston	RI	DJL Electric	Warren	RI
Craig R. Committo Electrician	Tiverton	RI	Don Jesting & Sons LLC	Middletown	RI
Cross Insulation	Cumberland	RI	Donald E. Lemay Electrician	Bristol	RI
Crystal Plumbing & Heating	Providence	RI	Done Right	North Providence	RI
CSV Mechanical	South Kingstown	RI	Donovan & Sons	Middletown	RI
Cutler H. Besser & Sons	Scituate	RI	DP's Plumbing and Heating	Scituate	RI
CV Construction	Cumberland	RI	Driver's Plumbing & Heating	Providence	RI
CW Cummings Plumbing Co.	Coventry	RI	DSC Heating & Air Conditioning	North Kingstown	RI
D & D Electric Company	East Greenwich	RI	Dual Voltage Electric	Johnston	RI
D & E Electric, Inc.	Warwick	RI	Dube's Plumbing	Woonsocket	RI
D & J Electric Corporation	Warwick	RI	Dudek Oil	Warren	RI

Dupuis Oil Co.	Pawtucket	RI	First Response Plumbing	Newport	RI
Durante Electric	Lincoln	RI	Five Star Mechanical	Richmond	RI
DWI Group Ltd.	Johnston	RI	Five Star Plumbing & Heating	Johnston	RI
Dynamic Air Systems Inc.	E Providence	RI	Fleet Plumbing & Heating Inc.	North Scituate	RI
E Whitford Plumbing Services	Exeter	RI	Flou HVAC	Charlestown	RI
E. A. Marcoux & Son Inc.	Woonsocket	RI	Foley's Property Management	Wakefield	RI
Eagle Design Corp.	Middletown	RI	Foster Electric, Inc.	Tiverton	RI
Eagle Electric	Hopkinton	RI	Fox & Delomba Heating, Air Conditioning & Plumbing	Riverside	RI
East Coast Electric	Wakefield	RI	Francis Heating & Hydronics	East Providence	RI
Eastbay Community Action	Riverside	RI	Francisco Mechanical	North Providence	RI
Eastern Electric Construction Co. Inc.	Cranston	RI	Frank Dimaio Heating LLC	Cranston	RI
Eastland Electric	Lincoln	RI	Frank Knight Plumbing & Heating	Warwick	RI
Ecologic Spray Foam Insulation Inc.	Tiverton	RI	Frontier Mechanical Contractor LLC	Providence	RI
Econ Electric Contractors	Bristol	RI	Furtado Lighting & Design LLC	Bristol	RI
Ed Sylvia Plumbing	Narragansett	RI	G & L Electric Inc.	Woonsocket	RI
Ed Tudino Heating and Air Conditioning Service	Hope	RI	Gambit Electric Inc.	Johnston	RI
Eddy's Weatherization	Providence	RI	Gary Fernandes Electrician	Woonsocket	RI
Eirich Electric Inc.	Portsmouth	RI	Gary Ficca Electrician	North Smithfield	RI
EJ Excavating LLC	Portsmouth	RI	Gas Doctor	Providence	RI
Electrical Concepts Inc.	East Greenwich	RI	Gas Works	Westerly	RI
Electrical Construction Specialists LLC	Middletown	RI	Gastech	Cranston	RI
Electrical Wholesaler Inc.	Cranston	RI	Gatta Electric LLC	Cranston	RI
Electro-Tec Systems Inc.	Lincoln	RI	GEM Plumbing & Heating Services, Inc.	Lincoln	RI
Elite Heating & Cooling LLC	Pawtucket	RI	Gencarella Plumbing	Westerly	RI
Elle Ghazal	Pawtucket	RI	Gerald M Lepore Jr.	Cranston	RI
Elmer A. Reynolds Jr. Plumbing and Heating	Middletown	RI	Giorno Plumbing & Heating	Cranston	RI
Emerald Services	Foster	RI	GKT Refrigeration	Pawtucket	RI
Emergency Response Plumbing, Heating & Air Conditioning Inc.	Warwick	RI	Glenn Dusablon	Cranston	RI
Energy Conservation Inc.	South Kingstown	RI	Global Plumbing & Heating	Darlington	RI
Energy Efficient Exteriors, Inc.	Pawtucket	RI	GM Control Systems	North Smithfield	RI
Energy Electric Co, Inc.	Woonsocket	RI	Graham Builders	Smithfield	RI
Energy Geeks	North Smithfield	RI	Grand Builders	Providence	RI
Energy Monster	Lincoln	RI	Gravel Electric Inc.	Harrisville	RI
Energy One	West Warwick	RI	Greene Construction Inc.	Johnston	RI
Energy Source LLC	Providence	RI	Greenside Energy, LLC	Middletown	RI
EP Electric	East Providence	RI	Greenwich Insulation	West Greenwich	RI
Eric R. Krause Electrician	Cranston	RI	Greg Blanchette	North Smithfield	RI
Eurotech Climate Systems LLC	Pawtucket	RI	Greg Brown	Smithfield	RI
Eveready Electric	Barrington	RI	Greystone Construction	Providence	RI
Evergreen Plumbing & Heating	Warwick	RI	Griff Electric LLC	Portsmouth	RI
EW Flagg Plumbing & Heating	Warwick	RI	GT Electric	Pawtucket	RI
F & S Electric Inc.	Bristol	RI	Guarino Power Systems LLC	Smithfield	RI
F.M. Bodington Plumbing & Heating Inc.	Little Compton	RI	Gunn Electric	Westerly	RI
Farrar Associates	Newport	RI	Guy Clemont Plumbing & Heating	Cranston	RI
Feula Plumbing & Heating	Johnston	RI	GW Wagner Plumbing LLC	Providence	RI
Fico Electric	Johnston	RI	H&R Electric Contractors Inc.	Greenville	RI
Figliozzi Plumbing & Heating	Peace Dale	RI	H20 Plumbing & Heating	Cumberland	RI
Fire and Ice Heating and Cooling	Warwick	RI	Haven Plumbing & Heating Co. Inc.	Cranston	RI

Hawkes Plumbing & Heating Co. Inc.	Fiskdale	RI	JBK Plumbing	Warwick	RI
Henderson Electric	Warwick	RI	JC Electric Inc.	Wakefield	RI
Highland Builders, Inc.	Tiverton	RI	JED Electric Inc.	Greene	RI
Hill Electrical Services	Pascoag	RI	Jeff Lisi	Lincoln	RI
HK Heating Inc.	Greene	RI	Jeffrey Berard Plumbing & Mechanical	Warwick	RI
HNT Plumbing	Wakefield	RI	Jeffrey Reynolds	Westport	RI
Hodges Electric	Scituate	RI	JG Home Remodeling	Woonsocket	RI
Holland Electric	Peace Dale	RI	Jim Dugan	East Greenwich	RI
Home Depot	Smithfield	RI	Jim Kelley Electrician	Scituate	RI
Houle Plumbing & Heating	Coventry	RI	Jim Steitz Plumbing & Heating	Greene	RI
Howard Saucier	Pawtucket	RI	JJ Mcnamara Electric	Providence	RI
Howards Heating	North Kingstown	RI	JKL Engineering Co. Inc.	Providence	RI
HP Electric Co.	Cranston	RI	JL Electric	Middletown	RI
Hughes Inc.	North Kingstown	RI	JLJ Enterprises DbA Jenkins Heating	Smithfield	RI
Hutchins Electric	Greenwich	RI	JLL Engineering	Providence	RI
HVAC Inc.	Cumberland	RI	JMAC Plumbing and Heating Inc.	Warwick	RI
Hynson Electrical Construction Inc.	Bristol	RI	JMJ Construction	Warren	RI
I Wire LLC Electrical & Alarms Contractor	Providence	RI	JMS Heating and Air Conditioning	Coventry	RI
Iasimone Plumbing & Heating	North Providence	RI	Jo Da Plumma	Providence	RI
Innovative Construction Inc.	Tiverton	RI	Joe Archilla Electrician	Johnston	RI
Innovative Plumbing and Heating	North Providence	RI	Joe Vigneault Electrician	Riverside	RI
IRB Solutions Inc.	Greenville	RI	John Berard Plumbing & Contracting	North Providence	RI
Iroquoian Plumbing & Heating	Providence	RI	John Ekdahl	Chepachet	RI
Island Solar Plumbing and Heating	Jamestown	RI	John Fletcher Heating	Ashaway	RI
IT Comfort LLC	Coventry	RI	John Nicholson Mechanical Contractor	North Scituate	RI
It's Shocking Electric Corp.	Cranston	RI	John Schweglewis Plumbing Solutions LLC	North Smithfield	RI
Izzo & Sons Electric	Providence	RI	John Simard Electrical Contractor LLC	North Smithfield	RI
J & A Electric	Providence	RI	Johnny Mack Electric	Narragansett	RI
J & E Mechanical Contractors Inc.	Johnston	RI	Johnny's Home Solutions LLC	Central Falls	RI
J & J Electric	Warwick	RI	Johnny's Oil & Heating	Providence	RI
J & J Plumbing & Heating Inc.	Johnston	RI	Johnson & Johnson Plumbing	Narragansett	RI
J & K Supplemental Plumbing Inc.	East Greenwich	RI	Johnstone Supply	Providence	RI
J Dunford Plumbing & Heating	West Greenwich	RI	Jonathan Svitil	Lincoln	RI
J H Lynch & Sons	Cumberland	RI	Jose Toledo	Coventry	RI
J Joyce Plumbing & Heating	Warwick	RI	Joseph C. Grimm Plumbing Inc.	Westerly	RI
J Nuzzo Construction	Newport	RI	Joseph McDermott Pipeworks	Bristol	RI
J&M Plumbing	Coventry	RI	Joseph Mitchell	Hopkinton	RI
J&S Electric	Warwick	RI	Joseph Soave	North Providence	RI
J.D. Mello Plumbing & Heating Inc.	Newport	RI	Joseph Stroschio - Morra Electric	Johnston	RI
Jack's Electric	Jamestown	RI	JP Island Plumbing	Portsmouth	RI
Jacob Messier	Warwick	RI	JR Vinagro Corp.	Johnston	RI
Jacobson Energy Research	Providence	RI	JTE Electric	Warwick	RI
Jake Lavole Plumbing and Heating	Pawtucket	RI	JTM Builders	Warwick	RI
James Silvia	Warwick	RI	Juan Villanueva	Central Falls	RI
JAS Plumbing	North Providence	RI	Just Heat	Portsmouth	RI
Jason Pizzo United Construction	Cranston	RI	K Electric	Warwick	RI
Jason Truppi Plumbing and Heating	North Providence	RI	Kazounis Plumbing and Heating	Hope Valley	RI
JB Cote Construction	Cumberland	RI	Keith Weindel (Amped Electric)	Coventry	RI



Kelco Electric Inc.	Johnston	RI	Marchetti, Matthew A.	Cranston	RI
Kelly Electric LLC	Cumberland	RI	Marciano Electrical Contractors	West Warwick	RI
Ken Adams	Cranston	RI	Marinelli & Sons Electric	West Kingston	RI
Kenney & Bishop Electric	Cumberland	RI	Mario's Appliances	Woonsocket	RI
Kenny Pierce	Ashaway	RI	Marisa Desautel	Providence	RI
Ken's Heating	Providence	RI	Mark Quinn Electric	Coventry	RI
Kent County Electrical Service	Warwick	RI	Maron Construction Co. Inc.	Providence	RI
Kevin Barry	Warwick	RI	Martel Plumbing & Heating	Central Falls	RI
Kevin M. Lynch	Smithfield	RI	Martin Mendez	Providence	RI
Kevin Messier Electrical	Cumberland	RI	Mastro Electric Supply Co Inc.	Providence	RI
Kimberly Construction Co.	North Smithfield	RI	Mastrocinque & Sons Plumbing & Heating	Portsmouth	RI
King's Hardware Co.	Providence	RI	Matthew Fitts Electrical	Greenville	RI
Kirk Rerick	Hope	RI	Matthew Girard	Greenville	RI
Kirkbrae Electric	Lincoln	RI	Matt's Mechanical	Smithfield	RI
KME Electric	Woonsocket	RI	MB Plumbing	Warren	RI
KMJ Electric & Construction	North Providence	RI	McCormick Electrical	North Kingstown	RI
Knight Plumbing & Heating	Cranston	RI	McKee Bros Oil Corp.	Cumberland	RI
Koolco Inc.	Wakefield	RI	Mechanical HVAC	Peace Dale	RI
KWH Electrical Contracting	Exeter	RI	Menard Electric	Manville	RI
Kwik Plumbing & Heating	Johnston	RI	Mercury Tec Inc.	East Providence	RI
L & F Plumbing LLC	Cranston	RI	Metro Electric	Woonsocket	RI
L&B Remodeling	North Providence	RI	Michael Bowry I.P.S. Plumbing & Heating	Cranston	RI
Lamplighter, Inc.	Little Compton	RI	Michael Dias	Smithfield	RI
Landy, Ross	Portsmouth	RI	Michael Faria	Cranston	RI
Lawrence Air Systems	Barrington	RI	Michael Freitas Plumbing & Heating	Pascoag	RI
Leak Free Lifestyles	Coventry	RI	Michael Giuffre	West Warwick	RI
Leidos Engineering	Newport	RI	Michael Maymon	Warwick	RI
Leveille Electric	Smithfield	RI	Michael Tulipani	Charlestown	RI
Liddell Brothers Inc.	Woonsocket	RI	Michael R. Lafleur	Smithfield	RI
Lifespan Corp.	Providence	RI	Micheletti Oil	Johnston	RI
Lineage LLC	Wakefield	RI	Mid Heating and Air Conditioning LLC	North Providence	RI
LJ Giorgi Plumbing & Heating	North Providence	RI	Midstate Heating & Cooling	Hope Valley	RI
Lowe's Home Improvement	Warwick	RI	Millennium Restoration	Johnston	RI
LP And Son LLC	Cranston	RI	Miller Electric Corp.	West Warwick	RI
Lubera Plumbing	Coventry	RI	MJ Electric and Refrigeration	Pawtucket	RI
Luke Beaudreault Plumbing & Heating	North Smithfield	RI	MJ Skurka Inc.	West Warwick	RI
M & M Electric	Providence	RI	MJF Plumbing & Heating	Bristol	RI
M D'Andrea Electric LLC	Portsmouth	RI	Modern Mechancial LLC	Woonsocket	RI
M P Samsky Corp.	North Smithfield	RI	Modern Plumbing Inc.	Charlestown	RI
Madden Electric	Little Compton	RI	MoonWorks	Woonsocket	RI
Mador Electric, LLC	Providence	RI	Morel Plumbing and Home Improvement	North Providence	RI
Magnetic Electric Inc.	Warwick	RI	Morrair HVAC LLC	Warwick	RI
Main Street Plumbing LLC	Pawtucket	RI	MP Remodeling General Contractor	Warwick	RI
Maintenance Plus Inc.	East Providence	RI	Mr. Plumber LLC	Coventry	RI
Mandarini Plumbing and Heating	Cranston	RI	Mutual Engineering	Warwick	RI
Manning Plumbing Company	Warwick	RI	Nadeau Plumbing Services	North Providence	RI
Map Electric	Woonsocket	RI	National Refrigeration Inc.	Warwick	RI
Marcel MS LLC	Pawtucket	RI	Naxos Electric	Smithfield	RI

NDL Designs	Portsmouth	RI	Petro Heating & AC Services	Warwick	RI
NeighborWorks Blackstone River Valley	Woonsocket	RI	Pezzullo & Sons Electric Inc.	East Providence	RI
Nestor Padilla After Hours Plumbing	Providence	RI	Philip M. Child	Bristol	RI
New England Boiler Works LLC	Coventry	RI	Philip P. Sands	Warwick	RI
New England Plumbing-Heating	Foster	RI	Phillip J. Forcier Electric	Cumberland	RI
Newbury Insulation	Woonsocket	RI	Phillips Plumbing & Mechanical Inc.	Cranston	RI
Newport Electric	Portsmouth	RI	Phil's Heating & AC	Westerly	RI
Newport Solar	North Kingstown	RI	Pickles Plumbing and Heating LLC	Mapleville	RI
Nexus Electric	North Providence	RI	Pinnacle Plumbing & Heating	Greenville	RI
NGB Electric	Smithfield	RI	Plumbing & Heating Solutions LLC	East Greenwich	RI
Nicolas Bermudez	Pawtucket	RI	Polaris Plumbing & Heating	Johnston	RI
Nite Oil	Tiverton	RI	Polisena Construction	Smithfield	RI
Nolin Electric	North Scituate	RI	Positive Energy Electric	Saunderstown	RI
North Atlantic Heating, Inc.	Coventry	RI	Positive Flow Plumbing Inc.	Bristol	RI
Northeast Temperature Control	Westerly	RI	Potvin Enterprises Inc.	Warwick	RI
Northern Energy Services Inc.	Providence	RI	Power by Design Electrical Contracting LLC	Richmond	RI
Northern Power Electrical Services	North Scituate	RI	Preferred Heat Inc.	Providence	RI
NS Electric LLC	Exeter	RI	Premair HVAC	Warwick	RI
Oal Service Co.	Central Falls	RI	Presto Plumber LLC	Westerly	RI
Ocean State Air Solutions	Portsmouth	RI	Primary Flow Signal, Inc.	Cranston	RI
Oceanline Combustion	Pawtucket	RI	Prince Noah HVAC	Central Falls	RI
Old Tyme Electric, Inc.	Pawtucket	RI	Priority Plumbing & Heating Inc.	Providence	RI
Ome Building Tech	Providence	RI	Pro-Mac Inc.	Woonsocket	RI
Omni Electric	Wakefield	RI	Prout Mechanical	Warwick	RI
O'Neil Electric Company	Warwick	RI	Providence Mechanical Services LLC	Smithfield	RI
Online Builders	Wakefield	RI	PSE Agency	Providence	RI
O'Rourke James J. Inc.	Warwick	RI	R & M Electric Inc.	Coventry	RI
Owen Blanco	Warwick	RI	R C Smith Electric	Warwick	RI
P & S Electric Inc.	East Greenwich	RI	R.B. Queern & Co Inc.	Portsmouth	RI
Pajan Services Inc.	North Providence	RI	R.C. Plumbing and Heating	Smithfield	RI
Pakenham, Scott	Portsmouth	RI	R.E. Coogan Heating Inc.	Warwick	RI
Papa's Plumbing	Johnston	RI	R.E.M. Mechanical LLC	North Kingstown	RI
Parrella Electric	Providence	RI	R.W. Desrosiers Inc.	Central Falls	RI
Patrick Corrigan	Warwick	RI	Rado Construction	Pawtucket	RI
Paul Musco	Cranston	RI	Rafelito Heating Services	Providence	RI
Paul Scotto Electrical	Portsmouth	RI	Rama Electric	Wakefield	RI
PAV Electric	Wakefield	RI	Rapid Electric Inc.	Cranston	RI
Pawtucket Power Association	Pawtucket	RI	Ray Ciampanelli Plumbing & Heating Co.	Peace Dale	RI
Pecchia Plumbing and Heating	Warwick	RI	Raymond Degnan	North Providence	RI
Pellegrino Plumbing	Westerly	RI	RAZ Heating & Plumbing Services	Foster	RI
Pelletier & Son Plumbing	North Kingstown	RI	Reardon Plumbing and Heating	Warren	RI
Pelletier Finishing	East Providence	RI	Red Oak Remodeling	Coventry	RI
Percivalle Electric Inc.	Warwick	RI	Reddy Piping Concepts	Cranston	RI
Peregrine Mechanical	Rumford	RI	Regan Heating & Air Conditioning	Providence	RI
Perez Construction	Providence	RI	Regent Electric Co. Inc.	Coventry	RI
Perfect Touch Electrical Contractors Corp.	Cranston	RI	Reilly Electrical Contractor Inc.	Providence	RI
Peter Bibby Ponagansett LLC	Providence	RI	Relevant Discover-e	Providence	RI
Petit Plumbing	Westerly	RI	Reliable Electric Corp.	Coventry	RI

Reliant Electric	Cranston	RI	Scotto Electric	Portsmouth	RI
Renewable Energy Consultants LLC	East Greenwich	RI	Seddon Electric	Rumford	RI
Restivos Heating & Air	Johnston	RI	Sensible Heating & Air Conditioning LLC	Hope Valley	RI
RF Plumbing & Heating	Johnston	RI	Sentinel Electric	Warwick	RI
Rhode Island Department of Human Services	Cranston	RI	Shamrock Electric	Middletown	RI
Rhodes Technologies Inc.	Coventry	RI	Shearman Oil	Portsmouth	RI
Rholen Central	Bristol	RI	Shepard Services	Cumberland	RI
RI Electrical Contractors (Carlos M. Delgado)	Providence	RI	Sheridan Electric Inc.	Warwick	RI
RI Insulation	Hope	RI	Sherwood Enterprises	North Kingston	RI
RI Pipe Guys	Warwick	RI	Sine Plumbing & Heating	East Providence	RI
Ricci Electric	Cranston	RI	Site Specific LLC	Providence	RI
Richard Gayer Electric	Bristol	RI	Small's Plumbing Inc.	Woonsocket	RI
Richard Heffernan	Warwick	RI	Smithco Oil Service	Wakefield	RI
Richburns Plumbing	Newport	RI	SMP Electric, LLC	West Warwick	RI
Right Built Homes	West Greenwich	RI	SMR	Pawtucket	RI
Rightway Electric, Inc.	Providence	RI	SMS Oil Burner Service	Jamestown	RI
RISE Engineering	Cranston	RI	Sol Power	Providence	RI
Ritacco Electric LLC	Westerly	RI	Some Construction Co.	Providence	RI
RJL Insulation	Middletown	RI	South County Gas Service	Narragansett	RI
RMD Plumbing	Newport	RI	Spencer's Plumbing	East Greenwich	RI
Robert Dionne	Smithfield	RI	SPK Home Improvement	Cranston	RI
Robert Hopkins Electrician	Exeter	RI	St. Angelos Property Management	Barrington	RI
Roberts Electric	Pawtucket	RI	Staffall Electronic Hardware	Cranston	RI
Rodriguez Plumbing & Heating	Provincetown	RI	Stafford Electric	North Scituate	RI
Roger O. Joyal Refrigeration	North Smithfield	RI	Standard Oil Inc.	East Providence	RI
Ronald Marcaccio Electrician	North Providence	RI	Standish Brothers HVAC	Coventry	RI
Rooter Man Plumbers	Johnston	RI	Stano M. Trombino	Westerly	RI
Rossi Electric Company	Cranston	RI	Stan's Plumbing & Heating	Cumberland	RI
Round One Electric	Burrillville	RI	Stanton Electric, Inc.	Cumberland	RI
RPM Electrical Services	Providence	RI	Statewide Insulation	North Smithfield	RI
RSM Electric	North Providence	RI	Statewide Plumbing & Heating Co., Inc.	Cranston	RI
Rudy Almada Electrician	East Providence	RI	Stedman & Kazounis	Charlestown	RI
Rudy Branca Electrician	Cranston	RI	Stem Electrical	Warwick	RI
Russ Lembo Electrician	Johnston	RI	Stephen Andrea Fire & Electric, LLC	Coventry	RI
Ryan Bartlett	Coventry	RI	Stephen Donatelli	North Providence	RI
Ryan Electric Construction	Warwick	RI	Stephen Freitas Plumbing and Heating	Lincoln	RI
S & K Electric Inc.	Charlestown	RI	Stephen Larochelle	Cumberland	RI
S & S Electric	Chepachet	RI	Steve Allen Plumbing Service LLC	Wakefield	RI
Sakonnet Electric	Bristol	RI	Steve Doughty Electrician	Coventry	RI
Sakonnet Plumbing & Heating	Little Compton	RI	Steve Pine Electrician	Smithfield	RI
Sal Manzi & Son Plumbing & Heating Inc.	Cranston	RI	Steven Dubois Inc.	Bradford	RI
Sam Bliven Jr. Plumbing & Heating Inc.	Westerly	RI	Sullivan & McLaughlin	Greenville	RI
Santoro Electric	Warwick	RI	Summit Electrical Contractors Inc.	Lincoln	RI
Santoro Oil	Providence	RI	Sun Systems Inc./Kroll Building Co.	Narragansett	RI
Santos Contraction Company	Riverside	RI	Sunshine Fuels & Energy Services	Bristol	RI
Sargent Plumbing Inc.	West Kingston	RI	Superior Comfort Inc.	Bristol	RI
Sasa Energy LLC	Johnston	RI	Superior Electric	Providence	RI
Scott Smith	Prudence	RI	Superior Fire & Electrical Services	North Providence	RI

Superior Insulation	Narragansett	RI	V. Letizia Plumbing & Heating	Providence	RI
Superior LED Lighting LLC	Warwick	RI	Valcourt Heating Inc.	Little Compton	RI
Superior Plumbing & Heating	Cranston	RI	Valley Heating & Cooling	Hope Valley	RI
Supply New England	Middletown	RI	Valley Plumbing & Heating	Cumberland	RI
Supreme Duct Systems	Lincoln	RI	Valley Repair Inc.	Wyoming	RI
SW & Sons Plumbing & Heating LLC	Johnston	RI	Van's Electric Inc.	Bristol	RI
Sylvander Heating & Air Conditioning	East Greenwich	RI	Vaughn Oil	Smithfield	RI
Sylvester Sheet Metal Inc.	West Warwick	RI	Venancio Brother Plumbing & Heating	Middletown	RI
Symmes Maini & McKee Association	Providence	RI	Vicmir & Sons	Riverside	RI
T. Cabral Rooter & Plumbing Repair	Cranston	RI	Victor Allienello	East Providence	RI
T. Gomes Heating & Cooling	Warwick	RI	Viking Electric Inc.	Riverside	RI
T.A. Gardiner Plumbing and Heating	Bristol	RI	Vision Energy Solutions, Inc.	Providence	RI
T.D. Plumbing Inc.	East Providence	RI	Vivona Plumbing & Heating Inc.	Portsmouth	RI
T.H. Malloy & Sons Inc.	Cumberland	RI	W.T. Home Improvement	Providence	RI
Tasso Plumbing & Heating	North Kingstown	RI	Wakefield Heating Service	South Kingstown	RI
Tavares LLC	Providence	RI	Wakefield Plumbing LLC	Middletown	RI
Tebano Electric	Bristol	RI	Waldo Plumbing & Heating	Lincoln	RI
Tebo Electric Inc.	Woonsocket	RI	Watermark Plumbing LLC	Cranston	RI
Technic Inc.	Cranston	RI	Wayne Electric, Inc.	Bristol	RI
Temptec Mechanical	Providence	RI	West End Plumbing	Cranston	RI
TF Electric, LLC	East Greenwich	RI	Westbay Community Action	Warwick	RI
The Drain Pro	Providence	RI	Wickford Appliance	Pawtucket	RI
The Ho-Medic	Johnston	RI	Wilkinson Plumbing & Heating LLC	Hope Valley	RI
The Plumber Company LP	Cranston	RI	William J. Riley Plumbing & Heating	Warwick	RI
Thermal Energy Inc.	Cranston	RI	William Soares Electric	Bristol	RI
Therrien Mechanical Systems	Lincoln	RI	Wood's Heating Service	East Providence	RI
Thomas Adamson Electrician	Coventry	RI	Yoakum Septic Services LLC	Smithfield	RI
Thomas S. Cavaco & Sons LLC	East Providence	RI	Zanella Plumbing & Heating	Westerly	RI
Thumbs Up Plumbing and Drain Clearing	North Smithfield	RI	Zawadski Plumbing	Warwick	RI
Tom Jenkins Jr.	Middletown	RI	Zincones HVAC	Warwick	RI
Tom McGee	North Smithfield	RI	Zompa Plumbing & Heating	Warren	RI
Tom Peters Plumbing & Heating	Portsmouth	RI	Association of Energy Services Professionals	Phoenix	AZ
Tom Whitaker	Newport	RI	American Wholesale Lighting	Livermore	CA
Tom's Plumbing LLC	Manville	RI	AutoGrid Systems inc.	Redwood City	CA
Toner Electric Company	Middletown	RI	Cohen Ventures	Oakland	CA
Total Comfort Heating & Cooling	Cumberland	RI	CRM Orbit	San Francisco	CA
Total Construction Services, Inc.	Providence	RI	Redaptive	San Francisco	CA
TPF Electrical Services	Pawtucket	RI	Whisker Labs Inc.	Oakland	CA
Travers Plumbing & Heating Inc.	Tiverton	RI	Simple Energy	Boulder	CO
TRG Construction LLC	North Kingstown	RI	Televent USA LLC	Fort Collins	CO
Tri-Town Community Action	North Providence	RI	ABC Refrigeration	North Strighton	CT
Tuma Insulations	Warwick	RI	Absolute Plumbing & Heating	Trumbull	CT
U.G. Nason's Inc.	Middletown	RI	Air Quality LLC	Monroe	CT
Ultimate Plumbing	Warwick	RI	All Phase Heating & Cooling	Moodus	CT
United Mechanical	Cranston	RI	Amco & Company	Dayville	CT
Universal	Providence	RI	Asp Electric	South Windsor	CT
Universal HVAC LLC	North Providence	RI	Best Energy	Pawcatuck	CT
Urban Construction	West Warwick	RI	Budderfly Energy Company	Shelton	CT

Calderon Brothers Drywall	Bridgeport	CT	Alternative Weatherization, Inc.	Fall River	MA
Cameron Hanna	Somers	CT	Alves, Paul	Fall River	MA
Chaput Electric	Woodstock	CT	American Plant Maintenance	Woburn	MA
Craig C. Porter	Dayville	CT	Andelman and Lelek Engineering Inc.	Norwood	MA
Dean Monteiro	New Haven	CT	Andy Ramos Electric	Holyoke	MA
Duarte Costa	Griswald	CT	Anthony Vieira Iii Heating & Air Conditioning	Attleboro	MA
Duncklee Inc.	Stonington	CT	ARCA Recycling Inc.	Franklin	MA
Dynamic Building & Energy (Formerly Uplands Construction Group)	North Stonington	CT	Atlantic Power Services Inc.	Seekonk	MA
Eastern Plumbing	New Haven	CT	Attention to Detail Plumbing & Heating	Somerset	MA
Energy Resources	Thomaston	CT	B & L Ductless	Swansea	MA
Greentemp Mechanical Services	Groton	CT	B2Q Associates Inc.	Andover	MA
Horton Group LLC	New Haven	CT	Baraby Electric	Fall River	MA
J G Electric LLC	West Haven	CT	Baystate Energy Reduction	Sutton	MA
JMC Mechanical LLC	Ansonia	CT	Borges, Jason	Westport	MA
JT HVAC	North Stonington	CT	Botelho Electric	Rehoboth	MA
Lourerio Engineering Associates, Inc.	Plainville	CT	BRH Electrical Services	Seekonk	MA
Mark McNeil Heating & Cooling	Pawcatuck	CT	Briggs Mechanical	North Attleboro	MA
Matt Hall	Hebron	CT	Bristow Electric Company, Inc.	Attleboro	MA
McGuire Plumbing and Heating LLC	Voluntown	CT	Bruin Corp.	North Attleboro	MA
Moran Construction	Westport	CT	C.A. Senecal Electrical Services, Inc.	Worcester	MA
Nick Zaharie	Pawcatuck	CT	Cabral, Daniel	Fall River	MA
Omega Electric	Waterbury	CT	Camara's Heating & Air Conditioning Services	Westport	MA
Saucier Mechanical	Plantsville	CT	Can Do It Electrical	Foxborough	MA
Simmons HVAC	Pawcatuck	CT	Carlos A. Magina Electrical Inc.	Seekonk	MA
South Shore Heating & Cooling, Inc.	Pawcatuck	CT	Cesar Almeida LLC	Westport	MA
Techniart Inc.	Collinsville	CT	CMA Heating & Air	North Dartmouth	MA
ThermaXX LLC	West Haven	CT	Coastline Electric Inc.	North Attleboro	MA
Tri Phase Contractors, LLC	North Haven	CT	Commonwealth Electrical Technologies	Worcester	MA
U.S. Electrical Services, Inc.	Middletown	CT	Complete Recycling Solutions LLC	Fall River	MA
Vandale Electric LLC	North Stonington	CT	Compressor World LLC	Plymouth	MA
WJR Plumbing and Heating LLC	Voluntown	CT	Cordeiro, Nathan	Somerset	MA
Cadeo Group LLC	Washington	DC	Costa Plumbing Inc.	Seekonk	MA
Energy Solutions Center	Washington	DC	Cotti-Johnson HVAC Inc.	Taunton	MA
Express Lighting, Corp.	Melbourne	FL	Coughlin & Associates Energy Consulting	Stow	MA
National Energy Educational Development Need	Manassas	GA	Craig R. Casavant Inc.	Blackstone	MA
Frontier Energy Inc.	Chicago	IL	Cunningham Electric	Leicester	MA
Innerworkings Inc.	Chicago	IL	D P Electric	Blackstone	MA
A & M Electrical Mechanical, Inc.	Fall River	MA	Dalika EDF Group	Beverly	MA
Action Inc.	Fall River	MA	Dan Savoie Licensed Electrician	Wilmington	MA
Advanced Energy Services	Hopedale	MA	David J. Dionne Electric	Blackstone	MA
Advanced Mechanical Solutions	Mansfield	MA	David Peters Electric	Tewksbury	MA
Advanced Plumbing & Heating	North Andover	MA	DeSignore Electrical Contractor Inc.	Worcester	MA
Aetna Corp	Cambridge	MA	Demand Management Institute	Needham	MA
Affordable Plumbing Solutions	Cambridge	MA	DNV GL	Medford	MA
AGS HVAC Services LLC	Westport	MA	Dominic Ingemi Electrician	Attleboro	MA
Ahaesy Electric	Fall River	MA	Dreyer Plumbing & Heating	Agawam	MA
Air Tight Insulators	Webster	MA	Drolet Electric	North Attleboro	MA
All Seasons Comfort	Framingham	MA	Duarte, Jason	Fall River	MA



Dustin Leonard Master Plumber	Seekonk	MA	Ironman Heating & Cooling	Swansea	MA
East Bay Plumbing & Heating	Fall River	MA	J & L Heating and Air	Plainville	MA
East Coast Plumbing LLC	Upton	MA	J Derenzo Company	Brockton	MA
Efficiency Forward Inc. (DLC)	Medford	MA	Jarosz Plumbing & Heating Inc.	Rehoboth	MA
Efficient Buildings LLC	Bridgewater	MA	Jay Comeau Electrician	Attleboro	MA
Electrical Technologies	Medford	MA	JF Electrical	Quincy	MA
Elite Construction Corp.	Rehoboth	MA	John A. Moniz Electrical	Swansea	MA
Elite Heating and Air Conditioning	Seekonk	MA	John McDonough Electrician	Boston	MA
ENE Systems Inc.	Canton	MA	Jones Lang LaSalle Construction	Boston	MA
Enel X	Boston	MA	Jouberts Heating & Air Conditioning	Warwick	MA
Energy & Resource Solutions Inc.	North Andover	MA	Justin Alfred Electrician	Attleboro	MA
Energy Efficiency Advisers Inc.	Mendon	MA	K.M. Kelly	Leicester	MA
Energy Federation Inc.	Westborough	MA	Kafin Oil Company	Woonsocket	MA
Energy Machinery Inc.	Rockland	MA	Keith Maciel Plumbing	Fall River	MA
Energy Management Associates Inc.	Franklin	MA	Kelley, James - Middleton Electric Light Dept.	Middleton	MA
Energywise Inc.	Sutton	MA	Kevin McNulty	Attleboro	MA
EnergySavvy Inc.	Cambridge	MA	Kevin R. Curt Electrical LLC	Fall River	MA
ENGIE Services US	Norwell	MA	Lafayette & Cross Co. Inc.	Seekonk	MA
Etech, Inc.	Millbury	MA	Ledoux Electric	Seekonk	MA
Expandable Sound	East Freetown	MA	Lefevre, Douglas	Taunton	MA
Fairbanks Energy Services Inc.	Hingham	MA	Levesque, Gus	Westport	MA
Fall River Mechanical	Fall River	MA	Lighthouse Construction	Johnston	MA
Faria, Wayne D.	North Dartmouth	MA	Litemor	Norwood	MA
Fearn Electric	Holyoke	MA	Lockheed Martin	Burlington	MA
Ferguson Plumbing & Heating	Groton	MA	Lussier, Joseph - Lussier Electric Services	Worcester	MA
FLM Plumbing & Heating	Seekonk	MA	M. Sardinha & Sons	Fall River	MA
Florence Electric LLC	Canton	MA	Mach Mechanical	Attleboro	MA
Fuseideas	Winchester	MA	Machado Plumbing & Heating	Dighton	MA
Germaine Plumbing & Heating	Attleboro	MA	Marc's Sheet Metal Inc.	Assonet	MA
GH Electrical Service	Attleboro	MA	Massachusetts Power & Light Co.	Uxbridge	MA
Glynn Electric Inc.	Plymouth	MA	Matthew S. Cedarfield	Warwick	MA
GM Refrigeration	Fall River	MA	Maurice Richard Plumbing & Heating	South Attleboro	MA
GreenerU	Watertown	MA	McManus Plumbing and Heating	Millville	MA
Group One Incorporated	Boston	MA	Medford Wellington Service Co., Inc.	North Billerica	MA
Guaranteed Builders Inc.	Douglas	MA	Michael Sullivan Electrician	Somerset	MA
Hallmark Electrical Systems, Inc.	Taunton	MA	MJ Electric & Refrigeration	Rehoboth	MA
Hannon Electric, Inc.	South Easton	MA	MN Electric	Marshfield	MA
Healy Electric	Boylston	MA	MTS Mechanical	Fairhaven	MA
Holmes Plumbing & Heating	Westport	MA	MV Electric	Acushnet	MA
HomeServe	Woburn	MA	National Resource Management	Canton	MA
Horizon Solutions LLC	Taunton	MA	Navigant Consulting, Inc.	Boston	MA
Horton Property Services	Dorchester	MA	Needham Electric Supply	Peabody	MA
Hull Electric	Marblehead	MA	New Ecology Inc.	Boston	MA
IBM Corp.	Cambridge	MA	New England Energy Concepts Inc.	North Dighton	MA
Innitou Contracting Co.	Woburn	MA	New England Safety Systems	Taunton	MA
Insulate 2 Save	Fall River	MA	Nicholas Beaulieru	East Taunton	MA
Insulation R Us	Fall River	MA	NMR Group Inc.	Somerville	MA
Interstate Electrical Services Co.	North Billerica	MA	Northeast Electrical Service	Bellingham	MA

Northeast Mechanical Solutions	Shrewsbury	MA	T & J Heating, Air Conditioning and Plumbing	Bellingham	MA
Northern Electric	Feeding Hills	MA	T&T Light Co.	Millbury	MA
Northern Energy Services	Northborough	MA	TC Building	Medfield	MA
O.H. Burg Corporation	Stoughton	MA	TEEG LLC	Sharon	MA
Old Glory Boiler Mechanical Inc.	Assonet	MA	The Brattle Group	Boston	MA
O'Neill Mechanical Services	Seekonk	MA	The Cadmus Group LLC	Boston	MA
Oracle America	Cambridge	MA	The Energy Efficiency Group	Norwood	MA
Pacheco Plumbing & Heating	Fall River	MA	Theroux Mechanical	South Attleboro	MA
Patriot Sheet Metal HVAC	Seekonk	MA	TJ's Plumbing & Heating Inc.	Attleboro	MA
Paul's Electric	New Bedford	MA	TNZ Energy Consulting Inc.	Stoughton	MA
Pavao, Joseph	Worcester	MA	TRC Environmental Corp.	Boston	MA
PB & J Mechanical Services	East Wareham	MA	Triangle Refrigeration	Fall River	MA
Peregrine Energy Group	Boston	MA	Triple B Plumbing Inc.	Seekonk	MA
Perez Plumbing & Heating	Haverhill	MA	Trust Energy Solutions	Marlborough	MA
Potter Electric Inc.	Fairhaven	MA	Utility Energy Inc	Fall River	MA
Pride HVAC Services	Fall River	MA	UTS Energy Engineering LLC	Quincy	MA
Priority Plumbing, Inc.	Weymouth	MA	Veolia North America	Boston	MA
Professional Electrical Contractors of CT, Inc.	Canton	MA	Victory Heating, Air Conditioning, Plumbing	Bellingham	MA
R & F Construction	Dedham	MA	Wicked Plumbing LLC	Somerset	MA
RE M Electric	Attleboro	MA	Wipro Ltd.	Quincy	MA
RR Services	Swansea	MA	Worcester Electric Association	Worcester	MA
R.J. Mcneil Heating & Air Conditioning Services	Shrewsbury	MA	WR Construction & Design Inc.	Fall River	MA
RALCO Electric Inc.	Westport	MA	Yankee Home Improvement Inc.	Northampton	MA
Raymond D. Melanson Electric	Swansea	MA	Young Electrical Service	Taunton	MA
Raytheon Company	Waltham	MA	EE Lighting LLC	Silver Spring	MD
Reis Electrical	Seekonk	MA	Enerwise Global Technologies Inc.	Baltimore	MD
Rethinking Power Management	Boston	MA	MD GreenEnergy LLC	Laurel	MD
Retrofit Insulation	Fall River	MA	Eastern Plumbing & Heating	Dennysville	ME
Richard Lussier Plumbing & Heating	Seekonk	MA	Underwood Electric	Mapleton	ME
Richard Smith Heating Service	Swansea	MA	EaglePicher Technologies	Joplin	MO
Rick Boyajian Construction	Attleboro	MA	Hussmann Corp.	Bridgeton	MO
ROI Energy Investments LLC	East Walpole	MA	APEX Analytics	Greensboro	NC
Roia, Jason Electrical	Fall River	MA	Coastal Lighting LLC	Wilmington	NC
Safe Electric	Georgetown	MA	KT&T Distributors	Nashua	NH
Sarnie Electrical Contracting	Walpole	MA	National Energy & Light Inc.	Nashua	NH
Savio Lighting	Needham	MA	Sprague Operating Resources	Portsmouth	NH
Seekonk Supply Inc.	Rehoboth	MA	Clear Energy LLC	Bloomfield	NJ
Sikora Electric	Fall River	MA	CMC Energy Services Inc.	Cranbury	NJ
South Coast Alternative Power Solutions	Acushnet	MA	Gary The Plumber	Hoboken	NJ
South Coast Electric & Refrigeration Services	Westport	MA	Ideas Agency Inc.	Blairstown	NJ
St. George, Paul R.	Dighton	MA	IPKeys Technologies	Eatontown	NJ
Stateline Boiler Service	Attleboro	MA	KL Communications	Red Bank	NJ
Stateline Fuel & Burner Service Inc.	Seekonk	MA	SHI International Corp.	Somerset	NJ
Steam Trap Systems	Amesbury	MA	Advanced Heating & Cooling	Penfield	NY
Stepka Corp.	Plainville	MA	Barron Plumbing	Williamsville	NY
Suburban Heating & Cooling Services	Swansea	MA	Big Shine Worldwide	Newburgh	NY
Superior Energy Solutions	Swansea	MA	Bill The Plumber	Seaford	NY
Sylvania Lighting Solutions	Wilmington	MA	Country Heating	Hannibal	NY

Customertimes	New York	NY
EnergyHub Inc.	Brooklyn	NY
Goldstein & Lee, P.C.	New York	NY
Integrated Marketing Services	Liverpool	NY
Medoff Inc.	Flushing	NY
Ram Marketing	Saint James	NY
Rensselaer Research	Troy	NY
Trane Inc.	Plainview	NY
Questline Inc.	Columbus	OH
Cascade Energy Inc.	Portland	OR
Evergreen Consulting Group	Beaverton	OR
BidEnergy	Philadelphia	PA
M. J. Brunner Inc.	Pittsburgh	PA
MPG Mechanical	Mechanicsburg	PA
Mr. Rooter	Bethlehem	PA
Pontoon Solutions Inc.	Pittsburgh	PA
Vecchione Heating & Cooling	Fairless Hills	PA
Simple HVAC	Hartsville	TN
Blackhawk Engagement Solutions	Lewisville	TX
NexRev Inc.	Plano	TX
Compressed Air Challenge	Alexandria	VA
Kelliher Samets Volk	Burlington	VT
Optimal Energy Inc.	Hinesburg	VT
New Buildings Institute Inc.	White Salmon	WA
Northwest Energy Efficiency Council	Seattle	WA
Seventhwave Inc.	Madison	WI

**Rhode Island Energy Efficiency and Resource Management Council**  
**One Capitol Hill, Providence, RI 02908**

**[rieermc.ri.gov](http://rieermc.ri.gov)**