



STATE OF RHODE ISLAND

**ENERGY EFFICIENCY &
RESOURCE MANAGEMENT COUNCIL**

CONSULTANT TEAM

2024 Energy Efficiency Plan EERMC Consultant Team Review

Presented By: EERMC Consultant Team

Date: September 28, 2023



Outline

Overview

- Key Takeaways
- Portfolio Numbers
- Council Priorities

Sector Highlights

- Commercial & Industrial
- Residential & Income Eligible

Council Discussion & Vote



OVERVIEW





Key Takeaways

RIE provided responses to comments and suggestions ‘To Be Addressed’ as of last Council meeting, rounding out comment responses

C-Team provided detailed memo of remaining feedback on 9/20

RIE participated in follow up conversations at the C-Team’s request

- Included commitment to accelerate development of those equity metrics that are feasible to track in Q4 2023, with first conversation in October. Will build on EWG recommendations, and include consideration of Plan comments.
- Addressed a variety of outstanding flags from BC Model Review



Portfolio Numbers

2024 Electric Portfolio

Electric Lifetime Savings: 2% higher compared to 2022 achievement; 9% higher compared to 2023 Plan

Electric Implementation Budget: 24% higher compared to 2022 spend; 3% higher compared to 2023 Plan

2024 Gas Portfolio

Gas Lifetime Savings : 9% lower compared to 2022 achievement; 7% lower compared to 2023 Plan

Gas Implementation Budget : 11% higher compared to 2022 spend; 8% lower compared to 2023 Plan



Plan is Responsive to Council Priority



Plan is Partially Responsive to Council Priority



Plan is Not Responsive to Council Priority

Council EE Priorities

Council EE Priorities		Assessment
Priority #1	Comply with LCP Standards	✓
Priority #2	Give Due Consideration to Act on Climate	■ ■ ■
Priority #3	Incorporate Stakeholder Input	✓
Priority #4	Ensure an Effective & Efficient Development & Review Process	■ ■ ■
Priority #5	Set Ambitious Three-Year and Annual Plan Savings Goals	■ ■ ■
Priority #6	Increase Participation in Underserved Communities	■ ■ ■
Priority #7	Conduct Targeted Workforce Development	✗

- RIE **'responsive'** to requests regarding **gas appliances, accelerated equity metric tracking**; incorporation of quantitative feedback expected
- Council may **raise remaining constructive input during this Plan's docket** or during future EE Plan development cycles

- Support for **codes and standards training a bright spot**
- Overall **plan lacks targeted development and reduced budgets** compared to early drafts
- A critical need to support achieving other goals and obligations in future

More Details in Appendix!



Commercial & Industrial

SECTOR HIGHLIGHTS



Key Commitments

New data tracking system will improve reporting capabilities and provide insights into customer trends beginning in 2024

- The Company has experienced several challenges with its existing data-reporting platform
- Evidence-based approaches required to drive continued savings and refine program design

The Company will **improve technical processes by developing streamlined savings calculators for targeted measures**

- These measures types include heat pumps, heat pump water heaters, Energy Management Systems, and C&I weatherization
- Support programmatic changes to facilitate a seamless customer experience

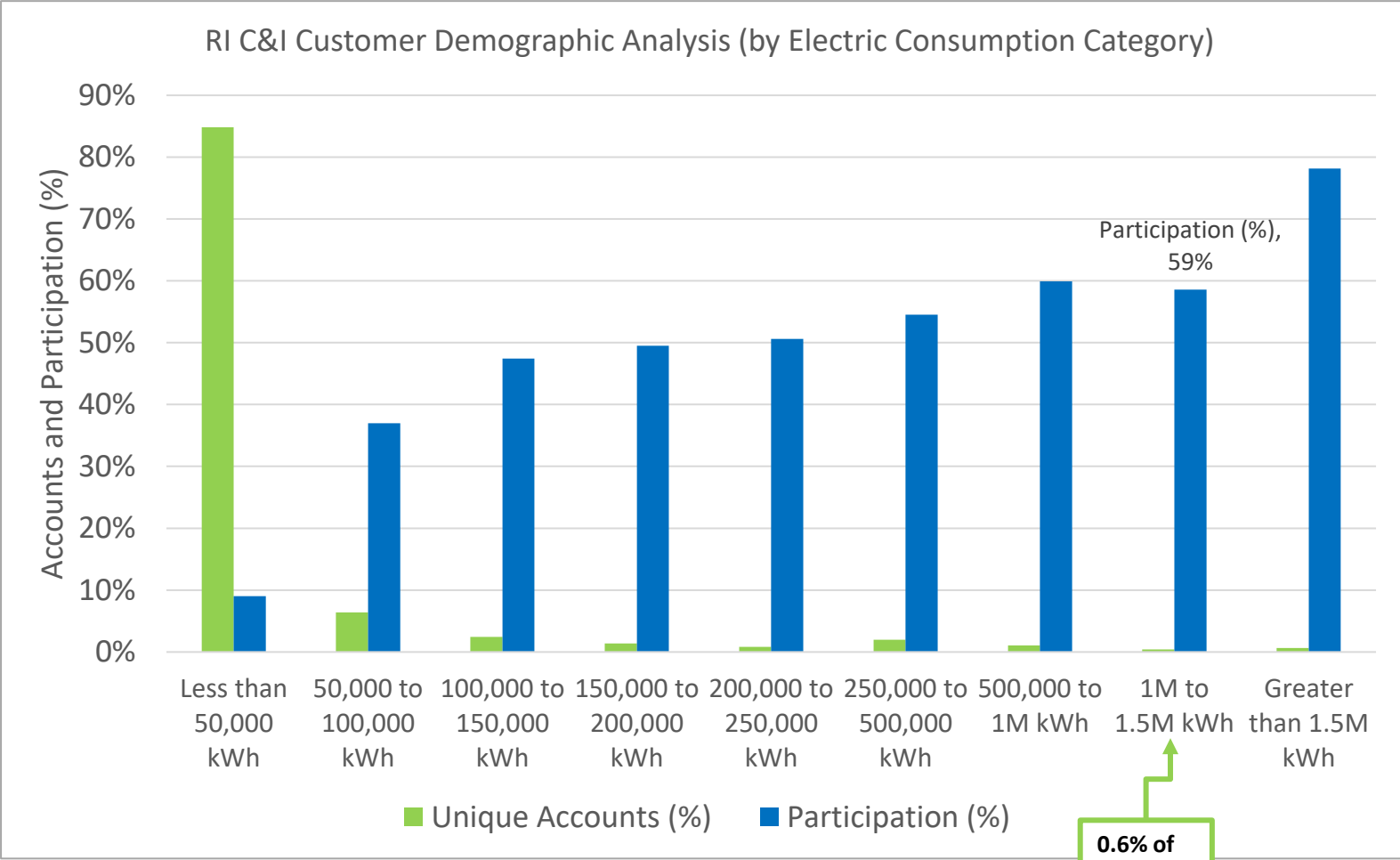


Areas of Improvement

SBDI eligibility threshold expanded from 1.0 to 1.5 million kWh annual consumption.

Expansion is intended to close “participation gap” for customers between 1.0 and 1.5 million kWh

The Company **agreed to report performance by customer demographic** to inform benchmarks, track progress, and avoid future inequity.



Based on 2022 electric consumption



Areas for Improvement

Plan includes summary of takeaways from C&I customer listening session; **C&I customer working group or recurring discussion forum might produce more useful insights**

- Landscape is changing and programs must remain adaptable

More detail required to understand **how state and federal offerings can supplement EE programs without creating confusion** for customers

- OER Clean Heat RI website describes heat pumps for small- to mid-sized businesses, but EE program website unclear about technologies offered through Small Business program
- In general, we want to **integrate offerings and send clear messages to the market**
- Example: RI Energy Small Business **program page only highlights lighting and refrigeration upgrades**, but Clean Heat RI page calls out heat pumps



Residential & Income Eligible

SECTOR HIGHLIGHTS





Key Commitments

Multifamily

- Multifamily Financing Assessment
- Performance based metrics for Lead Vendor

Income Eligible

- Combined home energy assessments
- Residential Equity Outreach Assessment

HVAC

- Commitment to reduce gas equipment incentives
- Removing support for Central ACs

New Construction

- Moving towards all-electric new construction



Areas of Improvement

Multifamily Financing Assessment

- Significant detail added to Demos, Pilots, and Assessments Attachment
- While a firm timeline is not described, it is clear RIE has put thought into this

Income Eligible

- Goal to have all CAPs providing combined assessments to start 2024

Gas Equipment

- Significant reduction in total incentives offered for gas heating and hot water equipment (~\$680k or 40% from first draft)

New Construction

- Commitment to research program redesign options (e.g. Pay-for-Performance)



Areas for Improvement

Multifamily

- More specifics on a strategic plan for how Participant/Non-Participant data dashboard is utilized
- Research and design dedicated strategies for different Multifamily building types

Income Eligible

- Plan for tracking audits that should be combined but aren't early in the year

Pre-Weatherization Barriers

- More attention and detail needed to identify ways in which programs can financially support addressing barriers (e.g. Pilot or Demonstration)

Enhanced Incentives for Moderate Income Customers

- RIE open to discussing and learning about ways income verification could be handled for this in future program designs



PREVIEW OF COUNCIL VOTE





Council's Responsibility

EERMC role and responsibility in potentially endorsing the 2024 Annual EE Plan as described in the LCP Standards:

“

The Council shall vote whether to endorse the Annual EE Plan prior to the prescribed filing date. If the Council does not endorse the Annual EE Plan, the Council shall document its reasons and submit comments on the Annual EE Plan to the PUC for its consideration in final review of the Annual EE Plan.

”



Summary of Plan Vote Options

1. **Endorse the 2024 EE Plan.** Endorsement may also list Council's concerns that didn't prevent endorsement but warrant mentioning in the Plan Docket.
2. **Endorse the 2024 EE Plan,** but decline to join any Settlement of the Parties. Represents a strong statement of the EERMC's concerns.
3. **Not endorse the 2024 EE Plan,** but indicate that if specific condition(s) are met it would be endorsed.
4. **Not endorse the 2024 EE Plan,** and provide a list of reasons why it was not endorsed for PUC consideration in its final review of the 2024 EE Plan.



Summary & Recommendations

2024 Annual Plan sufficiently meets all requirements & primary objectives

Electric and Gas Programs are Cost-Effective

Portfolio Costs are less than the cost of supply

Addresses issues of Prudence & Reliability


Aligns with Least Cost Procurement Standards

Reflects responsiveness to EERMC and Stakeholder Priorities





Council Member Discussion





APPENDICES





APPENDICIES

Appendix A: Additional Portfolio and Program Savings and Spending Data

Appendix B: Responsiveness to Council Priorities

Appendix C: Additional Sector Highlights



Additional Portfolio and Program Savings and Spending Data

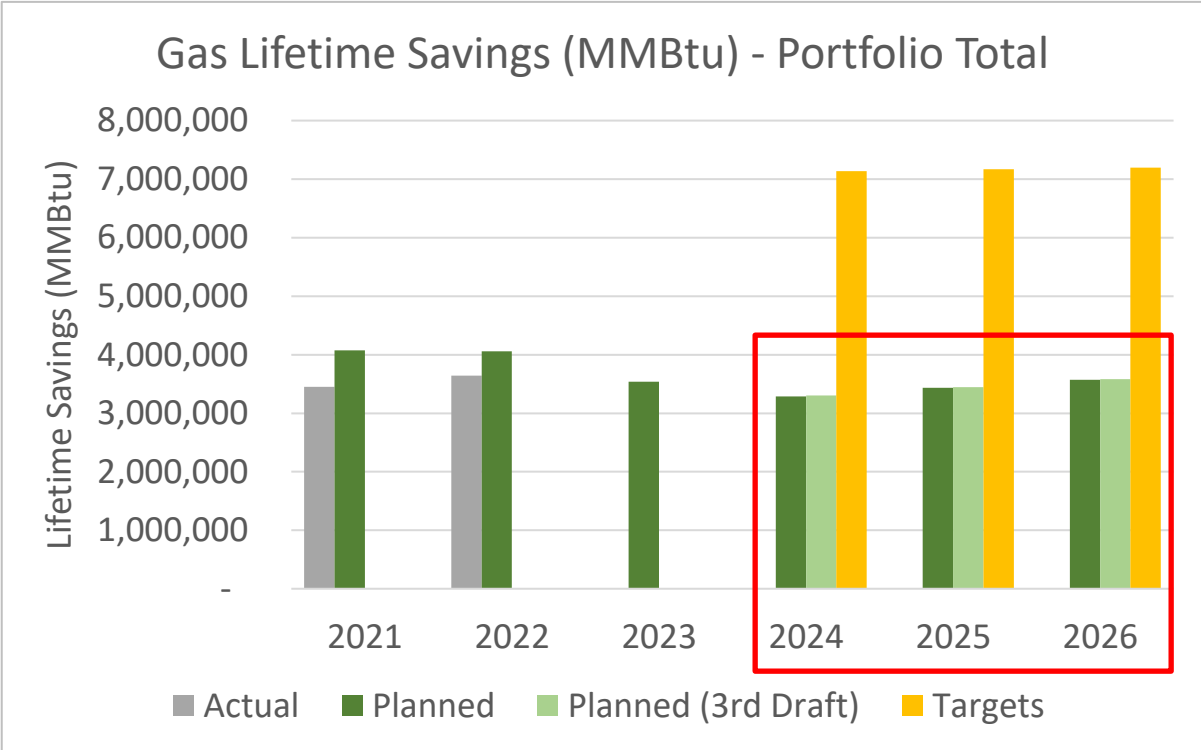
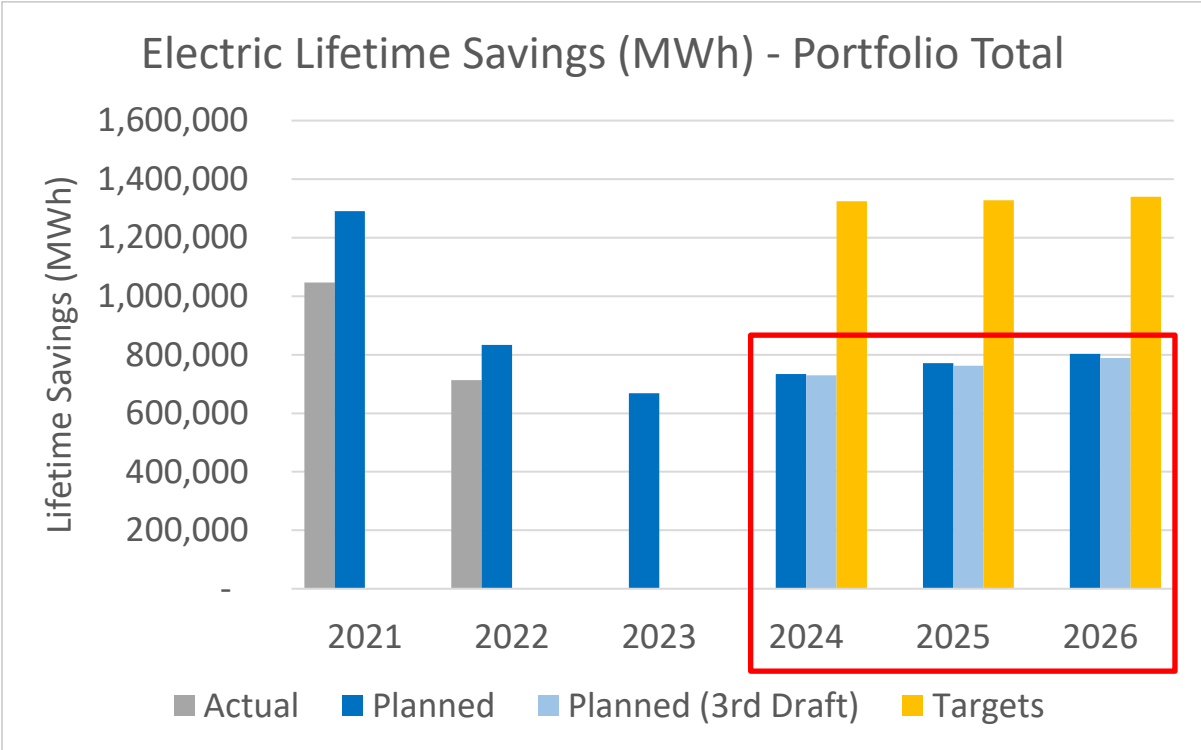
APPENDIX A





Portfolio Lifetime Savings

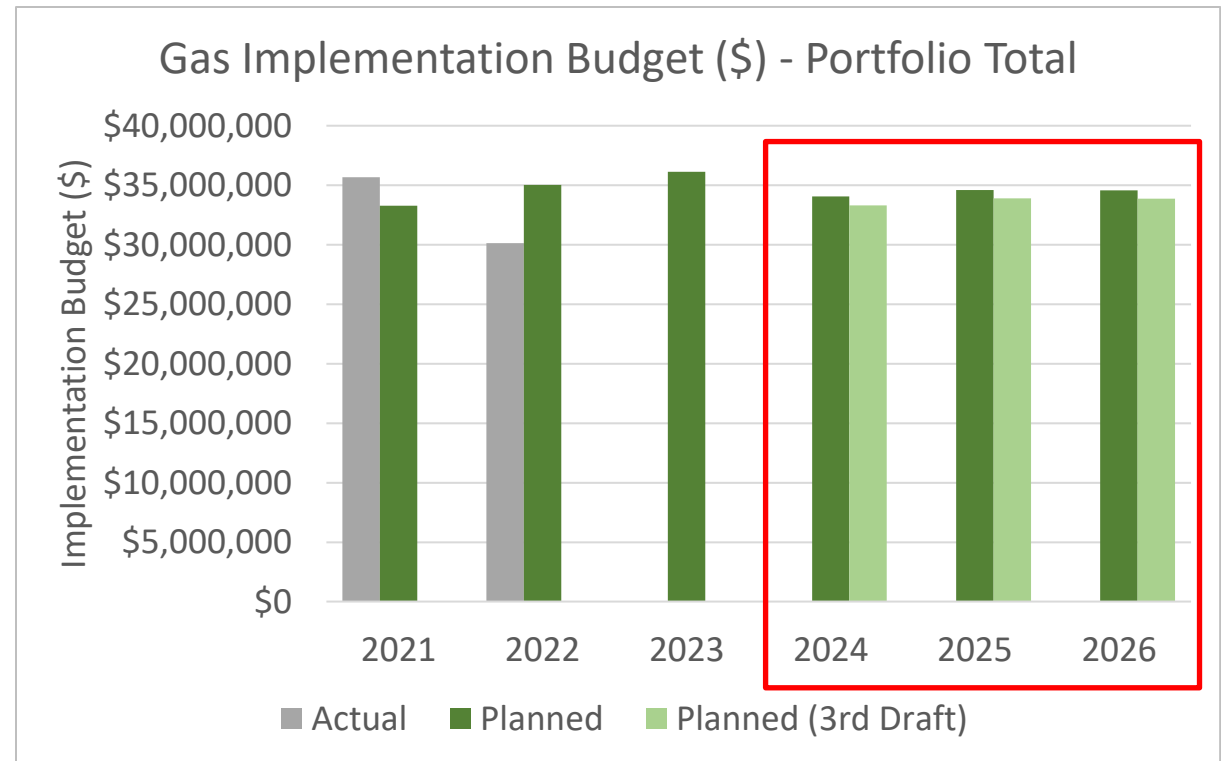
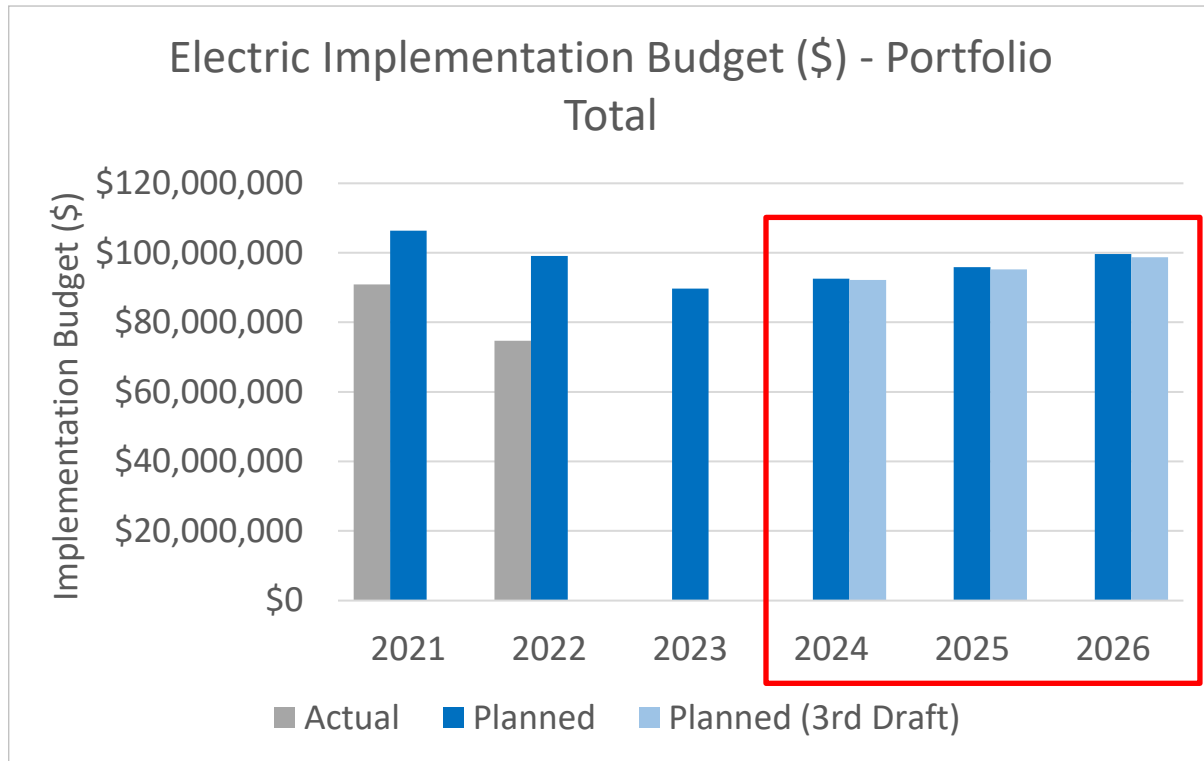
Key Takeaway 1% decrease in **total lifetime electric savings** and <1% decrease in **total lifetime gas savings** between second and third 2024-2026 Plan drafts.





Implementation Budget

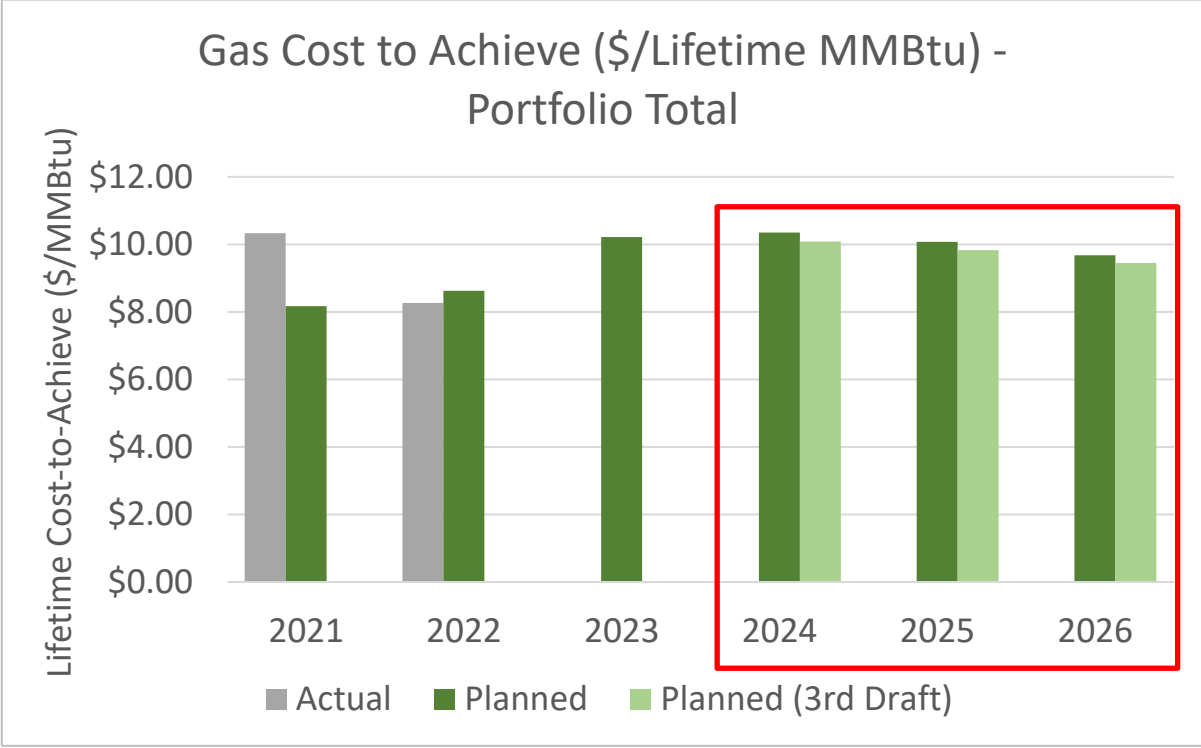
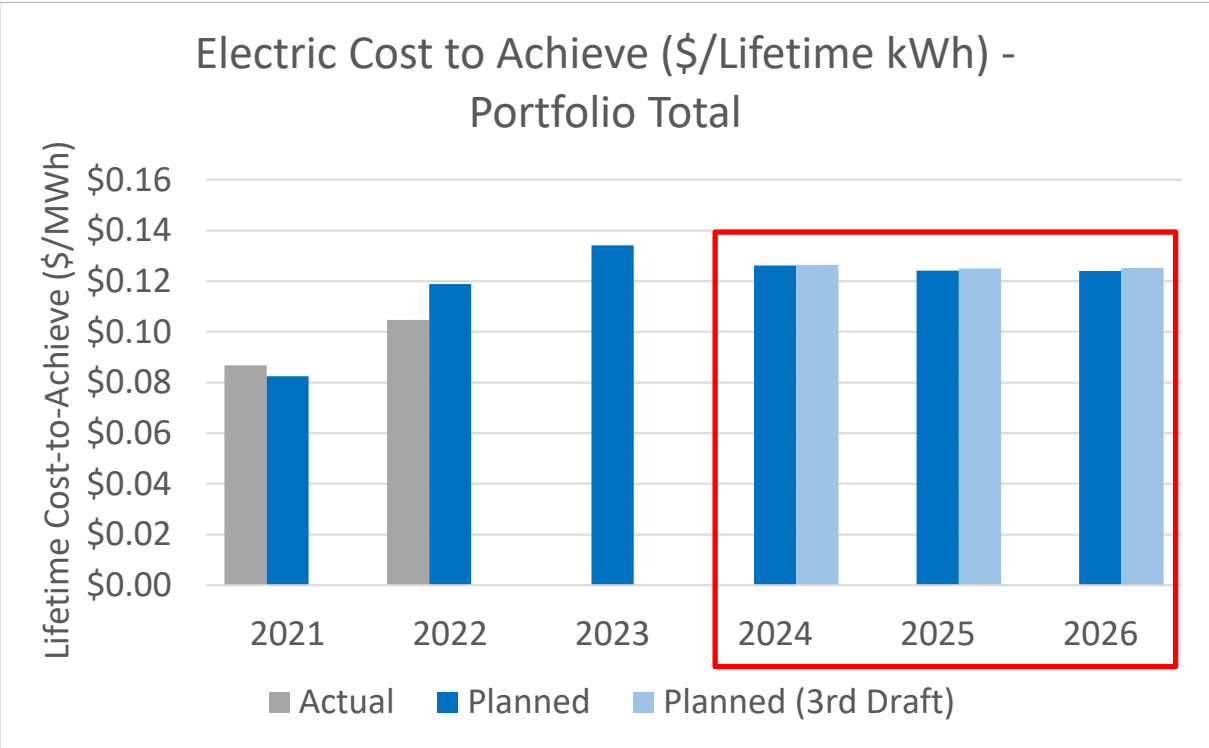
Key Takeaway 1% decrease in electric spending, 2% decrease in gas spending, and **1% decrease in total spending between second and third 2024-2026 Plan drafts.**





Portfolio Cost to Achieve

Key Takeaway <1% increase in planned electric cost-to-achieve between second and third 2024-2026 Plan drafts. Gas cost-to-achieve reduced between drafts and decreases over time.





Electric Portfolio Savings

LIFETIME MWhs

Program	2024 Three-Year Plan (Third Draft)	2025 Three-Year Plan (Third Draft)	2026 Three-Year Plan (Third Draft)	2024 Three-Year Plan (Third Draft) Compared to 2024 Three-Year Plan (Second Draft)		2025 Three-Year Plan (Third Draft) Compared to 2025 Three-Year Plan (Second Draft)		2026 Three-Year Plan (Third Draft) Compared to 2026 Three-Year Plan (Second Draft)	
Small Business Direct Install	58,008	61,837	64,684	0	0%	0	0%	0	0%
Large C&I New Construction	182,346	189,935	198,022	0	0%	0	0%	-95	0%
Large C&I Retrofit	242,966	244,390	251,876	-5,620	-2%	-9,915	-4%	-13,078	-5%
C&I Total	483,319	496,161	514,583	-5,620	-1%	-9,915	-2%	-13,173	-2%
Income Eligible Single Family	36,840	46,970	48,507	0	0%	-1,429	-3%	-1,113	-2%
Income Eligible Multifamily	18,518	13,435	10,055	-655	-3%	495	4%	405	4%
Income Eligible Total	55,358	60,406	58,562	-655	-1%	-935	-2%	-708	-1%
Residential New Construction	15,904	17,174	18,495	1,966	14%	1,987	13%	1,959	12%
Residential HVAC	112,919	126,046	134,654	1,559	1%	2,051	2%	376	0%
EnergyWise Single Family	14,991	15,911	17,445	0	0%	0	0%	0	0%
EnergyWise Multifamily	8,122	7,120	6,336	-163	-2%	1	0%	0	0%
Home Energy Reports	23,359	23,359	22,424	0	0%	0	0%	0	0%
ENERGY STAR® Lighting	0	0	0	0		0		0	
Residential Consumer Products	15,323	15,800	16,283	-1,625	-10%	-2,967	-16%	-3,049	-16%
Residential Total	190,617	205,409	215,638	1,737	1%	1,072	1%	-714	0%
Residential & Income Eligible Total	245,975	265,815	274,200	1,082	0%	137	0%	-1,422	-1%
Portfolio Total	729,294	761,976	788,783	-4,538	-1%	-9,777	-1%	-14,595	-2%



Electric Portfolio Implementation Budget

IMPLEMENTATION BUDGET

Program	2024 Three-Year Plan (Third Draft)	2025 Three-Year Plan (Third Draft)	2026 Three-Year Plan (Third Draft)	2024 Three-Year Plan (Third Draft) Compared to 2024 Three-Year Plan (Second Draft)		2025 Three-Year Plan (Third Draft) Compared to 2025 Three-Year Plan (Second Draft)		2026 Three-Year Plan (Third Draft) Compared to 2026 Three-Year Plan (Second Draft)	
Small Business Direct Install	\$8,199,942	\$8,574,150	\$8,953,227	\$6,154	0%	\$6,329	0%	\$6,762	0%
Large C&I New Construction	\$9,227,180	\$9,745,064	\$10,292,653	\$495	0%	\$665	0%	\$1,094	0%
Large C&I Retrofit	\$22,797,878	\$23,515,223	\$24,289,402	-\$436,303	-2%	-\$808,547	-3%	-\$1,131,412	-4%
C&I Financing	\$0	\$0	\$0	\$0		\$0		\$0	
Community Based Initiatives - C&I	\$57,914	\$59,461	\$61,051	\$0	0%	\$0	0%	\$0	0%
Commercial Pilots	\$0	\$0	\$0	\$0		\$0		\$0	
C&I ConnectedSolutions				\$0		\$0		\$0	
Commercial Workforce Development	\$74,900	\$74,900	\$74,900	\$0	0%	\$0	0%	\$0	0%
C&I Total	\$40,357,814	\$41,968,799	\$43,671,233	-\$429,654	-1%	-\$801,553	-2%	-\$1,123,556	-3%
Income Eligible Single Family	\$12,237,390	\$13,114,153	\$13,535,276	\$8,581	0%	\$8,756	0%	\$9,265	0%
Income Eligible Multifamily	\$3,784,189	\$2,668,011	\$2,119,719	\$62,226	2%	\$190,973	8%	\$184,406	10%
Income Eligible Workforce Development	\$0	\$0	\$0	\$0		\$0		\$0	
Income Eligible Total	\$16,021,579	\$15,782,165	\$15,654,994	\$70,808	0%	\$199,729	1%	\$193,671	1%
Residential New Construction	\$1,312,727	\$1,498,766	\$1,720,592	\$2,254	0%	\$2,275	0%	\$2,340	0%
Residential HVAC	\$6,563,597	\$7,082,257	\$7,524,130	\$31,151	0%	\$40,676	1%	\$16,938	0%
EnergyWise Single Family	\$16,277,686	\$17,022,632	\$18,105,667	\$7,069	0%	\$7,302	0%	\$8,077	0%
EnergyWise Multifamily	\$1,291,901	\$1,195,557	\$1,108,898	\$76,745	6%	\$79,487	7%	\$75,622	7%
Home Energy Reports	\$2,123,264	\$2,122,104	\$2,120,981	\$8,738	0%	\$8,738	0%	\$8,738	0%
ENERGY STAR® Lighting	\$0	\$0	\$0	\$0		\$0		\$0	
Residential Consumer Products	\$1,987,426	\$2,033,549	\$2,077,960	-\$102,553	-5%	-\$94,871	-4%	-\$97,288	-4%
Energy Efficiency Education	\$0	\$0	\$0	\$0		\$0		\$0	
Comprehensive Marketing - Residential	\$326,506	\$336,254	\$346,295	\$0	0%	\$0	0%	\$0	0%
Community Based Initiatives - Residential	\$139,402	\$143,585	\$147,892	\$0	0%	\$0	0%	\$0	0%
Residential ConnectedSolutions				\$0		\$0		\$0	
Residential Pilots	\$0	\$0	\$0	\$0		\$0		\$0	
Residential Workforce Development	\$0	\$0	\$0	\$0		\$0		\$0	
Residential Total	\$30,022,508	\$31,434,705	\$33,152,416	\$23,405	0%	\$43,607	0%	\$14,427	0%
Residential & Income Eligible Total	\$46,044,087	\$47,216,869	\$48,807,410	\$94,213	0%	\$243,336	1%	\$208,098	0%
EERMC	\$702,267	\$702,267	\$702,267	\$0	0%	\$0	0%	\$0	0%
OER	\$1,386,417	\$1,646,666	\$1,790,537	\$0	0%	\$0	0%	\$0	0%
Rhode Island Infrastructure Bank	\$3,737,500	\$3,737,500	\$3,737,500	\$0	0%	\$0	0%	\$0	0%
Regulatory Total	\$5,826,185	\$6,086,433	\$6,230,304	\$0	0%	\$0	0%	\$0	0%
Portfolio Total	\$92,228,085	\$95,272,101	\$98,708,947	-\$335,442	0%	-\$558,217	-1%	-\$915,458	-1%



Electric Portfolio Cost-to-Achieve

\$/LIFETIME kWh

Program	2024 Three-Year Plan (Third Draft)	2025 Three-Year Plan (Third Draft)	2026 Three-Year Plan (Third Draft)	2024 Three-Year Plan (Third Draft) Compared to 2024 Three-Year Plan (Second Draft)		2025 Three-Year Plan (Third Draft) Compared to 2025 Three-Year Plan (Second Draft)		2026 Three-Year Plan (Third Draft) Compared to 2026 Three-Year Plan (Second Draft)	
				Change (\$)	Change (%)	Change (\$)	Change (%)	Change (\$)	Change (%)
Small Business Direct Install	\$0.14	\$0.14	\$0.14	\$0.00	0%	\$0.00	0%	\$0.00	0%
Large C&I New Construction	\$0.05	\$0.05	\$0.05	\$0.00	0%	\$0.00	0%	\$0.00	0%
Large C&I Retrofit	\$0.09	\$0.10	\$0.10	\$0.00	0%	\$0.00	1%	\$0.00	1%
C&I Total	\$0.08	\$0.08	\$0.08	\$0.00	0%	\$0.00	0%	\$0.00	0%
Income Eligible Single Family	\$0.33	\$0.28	\$0.28	\$0.00	0%	\$0.01	3%	\$0.01	2%
Income Eligible Multifamily	\$0.20	\$0.20	\$0.21	\$0.01	5%	\$0.01	4%	\$0.01	5%
Income Eligible Total	\$0.29	\$0.26	\$0.27	\$0.00	2%	\$0.01	3%	\$0.01	2%
Residential New Construction	\$0.08	\$0.09	\$0.09	-\$0.01	-12%	-\$0.01	-11%	-\$0.01	-10%
Residential HVAC	\$0.06	\$0.06	\$0.06	\$0.00	-1%	\$0.00	-1%	\$0.00	0%
EnergyWise Single Family	\$1.09	\$1.07	\$1.04	\$0.00	0%	\$0.00	0%	\$0.00	0%
EnergyWise Multifamily	\$0.16	\$0.17	\$0.18	\$0.01	8%	\$0.01	7%	\$0.01	7%
Home Energy Reports	\$0.09	\$0.09	\$0.09	\$0.00	0%	\$0.00	0%	\$0.00	0%
ENERGY STAR® Lighting				\$0.00		\$0.00		\$0.00	
Residential Consumer Products	\$0.13	\$0.13	\$0.13	\$0.01	5%	\$0.02	13%	\$0.02	13%
Residential Total	\$0.16	\$0.15	\$0.15	\$0.00	-1%	\$0.00	0%	\$0.00	0%
Residential & Income Eligible Total	\$0.19	\$0.18	\$0.18	\$0.00	0%	\$0.00	0%	\$0.00	1%
Portfolio Total	\$0.13	\$0.13	\$0.13	\$0.00	0%	\$0.00	1%	\$0.00	1%



Gas Portfolio Savings

LIFETIME MMBtus

Program	2024 Three-Year Plan (Third Draft)	2025 Three-Year Plan (Third Draft)	2026 Three-Year Plan (Third Draft)	2024 Three-Year Plan (Third Draft) Compared to 2024 Three-Year Plan (Second Draft)		2025 Three-Year Plan (Third Draft) Compared to 2025 Three-Year Plan (Second Draft)		2026 Three-Year Plan (Third Draft) Compared to 2026 Three-Year Plan (Second Draft)	
Large C&I New Construction	657,560	703,021	754,278	0	0%	0	0%	0	0%
Large C&I Retrofit	1,075,167	1,179,097	1,299,409	0	0%	0	0%	0	0%
Small Business Direct Install	118,655	118,655	118,655	0	0%	0	0%	0	0%
C&I Multifamily	65,609	60,792	56,017	0	0%	0	0%	-71	0%
C&I Total	1,916,991	2,061,565	2,228,358	0	0%	0	0%	-71	0%
Income Eligible Single Family	121,326	121,326	121,326	0	0%	0	0%	0	0%
Income Eligible Multifamily	166,156	160,382	154,693	0	0%	0	0%	0	0%
Income Eligible Total	287,482	281,708	276,019	0	0%	0	0%	0	0%
Residential HVAC	221,257	206,304	177,760	0	0%	0	0%	0	0%
EnergyWise Single Family	613,643	638,879	670,791	0	0%	0	0%	0	0%
EnergyWise Multifamily	104,240	99,654	91,577	0	0%	0	0%	0	0%
Home Energy Reports	85,663	85,663	85,663	0	0%	0	0%	0	0%
Residential New Construction	73,327	74,240	54,796	13,565	23%	13,565	22%	13,565	33%
Residential Total	1,098,130	1,104,739	1,080,587	13,565	1%	13,565	1%	13,565	1%
Residential & Income Eligible Total	1,385,612	1,386,447	1,356,606	13,565	1%	13,565	1%	13,565	1%
Portfolio Total	3,302,603	3,448,012	3,584,964	13,565	0%	13,565	0%	13,494	0%



Gas Implementation Budget

IMPLEMENTATION BUDGET

Program	2024 Three-Year Plan (Third Draft)	2025 Three-Year Plan (Third Draft)	2026 Three-Year Plan (Third Draft)	2024 Three-Year Plan (Third Draft) Compared to 2024 Three-Year Plan		2025 Three-Year Plan (Third Draft) Compared to 2025 Three-Year Plan (Second Draft)		2026 Three-Year Plan (Third Draft) Compared to 2026 Three-Year Plan	
Large C&I New Construction	\$2,125,417	\$2,211,456	\$2,322,696	\$773	0%	\$646	0%	\$651	0%
Large C&I Retrofit	\$4,476,716	\$4,669,879	\$4,954,412	\$1,401	0%	\$1,078	0%	\$1,118	0%
Small Business Direct Install	\$757,394	\$763,996	\$787,667	\$632	0%	\$557	0%	\$549	0%
C&I Multifamily	\$879,874	\$827,762	\$777,627	-\$749,552	-46%	-\$732,349	-47%	-\$717,663	-48%
Comprehensive Marketing - Commercial and Industrial	\$0	\$0	\$0	\$0		\$0		\$0	
Commercial Pilots	\$0	\$0	\$0	\$0		\$0		\$0	
Finance Costs	\$0	\$0	\$0	\$0		\$0		\$0	
Community Based Initiatives - C&I	\$3,699	\$3,749	\$3,799	\$0	0%	\$0	0%	\$0	0%
Rhode Island Infrastructure Bank	\$1,262,500	\$1,262,500	\$1,262,500	\$0	0%	\$0	0%	\$0	0%
Commercial Workforce Development	\$32,100	\$32,100	\$32,100	\$0	0%	\$0	0%	\$0	0%
C&I Total	\$9,537,700	\$9,771,441	\$10,140,801	-\$746,747	-7%	-\$730,069	-7%	-\$715,345	-7%
Income Eligible Single Family	\$4,509,586	\$4,617,438	\$4,289,135	\$3,824	0%	\$3,477	0%	\$3,479	0%
Income Eligible Multifamily	\$3,076,634	\$3,032,768	\$2,872,882	\$1,755	0%	\$1,661	0%	\$1,607	0%
Income Eligible Workforce Development	\$0	\$0	\$0	\$0		\$0		\$0	
Income Eligible Total	\$7,586,220	\$7,650,206	\$7,162,017	\$5,578	0%	\$5,138	0%	\$5,086	0%
Residential HVAC	\$1,516,153	\$1,402,302	\$1,235,692	\$1,043	0%	\$896	0%	\$849	0%
EnergyWise Single Family	\$11,084,778	\$11,508,026	\$11,992,924	\$6,835	0%	\$5,941	0%	\$5,991	0%
EnergyWise Multifamily	\$1,439,750	\$1,378,319	\$1,299,704	\$781	0%	\$728	0%	\$703	0%
Home Energy Reports	\$354,901	\$354,773	\$354,650	\$903	0%	\$903	0%	\$903	0%
Residential New Construction	\$579,867	\$616,956	\$474,926	\$545	0%	\$518	0%	\$482	0%
Comprehensive Marketing - Residential	\$79,670	\$82,058	\$84,518	\$0	0%	\$0	0%	\$0	0%
Residential Pilots	\$0	\$0	\$0	\$0		\$0		\$0	
Community Based Initiatives - Residential	\$46,467	\$47,862	\$49,297	\$0	0%	\$0	0%	\$0	0%
Residential Workforce Development	\$0	\$0	\$0	\$0		\$0		\$0	
Residential Total	\$15,101,587	\$15,390,296	\$15,491,711	\$10,106	0%	\$8,986	0%	\$8,929	0%
Residential & Income Eligible Total	\$22,687,807	\$23,040,502	\$22,653,729	\$15,685	0%	\$14,124	0%	\$14,014	0%
EERMC	\$376,533	\$376,533	\$376,533	\$0	0%	\$0	0%	\$0	0%
OER	\$721,888	\$712,616	\$711,263	\$0	0%	\$0	0%	\$0	0%
Regulatory Total	\$1,098,421	\$1,089,149	\$1,087,795	\$0	0%	\$0	0%	\$0	0%
Portfolio Total	\$33,323,928	\$33,901,092	\$33,882,325	-\$731,062	-2%	-\$715,944	-2%	-\$701,331	-2%



Gas Cost-to-Achieve

\$/LIFETIME MMBtu

Program	2024 Three-Year Plan (Third Draft)	2025 Three-Year Plan (Third Draft)	2026 Three-Year Plan (Third Draft)	2024 Three-Year Plan (Third Draft) Compared to 2024 Three-Year		2025 Three-Year Plan (Third Draft) Compared to 2025 Three-Year Plan		2026 Three-Year Plan (Third Draft) Compared to 2026 Three-Year Plan (Second)	
Large C&I New Construction	\$3.23	\$3.15	\$3.08	\$0.00	0%	\$0.00	0%	\$0.00	0%
Large C&I Retrofit	\$4.16	\$3.96	\$3.81	\$0.00	0%	\$0.00	0%	\$0.00	0%
Small Business Direct Install	\$6.38	\$6.44	\$6.64	\$0.01	0%	\$0.00	0%	\$0.00	0%
C&I Multifamily	\$13.41	\$13.62	\$13.88	-\$11.42	-46%	-\$12.05	-47%	-\$12.78	-48%
C&I Total	\$4.98	\$4.74	\$4.55	-\$0.39	-7%	-\$0.35	-7%	-\$0.32	-7%
Income Eligible Single Family	\$37.17	\$38.06	\$35.35	\$0.03	0%	\$0.03	0%	\$0.03	0%
Income Eligible Multifamily	\$18.52	\$18.91	\$18.57	\$0.01	0%	\$0.01	0%	\$0.01	0%
Income Eligible Total	\$26.39	\$27.16	\$25.95	\$0.02	0%	\$0.02	0%	\$0.02	0%
Residential HVAC	\$6.85	\$6.80	\$6.95	\$0.00	0%	\$0.00	0%	\$0.00	0%
EnergyWise Single Family	\$18.06	\$18.01	\$17.88	\$0.01	0%	\$0.01	0%	\$0.01	0%
EnergyWise Multifamily	\$13.81	\$13.83	\$14.19	\$0.01	0%	\$0.01	0%	\$0.01	0%
Home Energy Reports	\$4.14	\$4.14	\$4.14	\$0.01	0%	\$0.01	0%	\$0.01	0%
Residential New Construction	\$7.91	\$8.31	\$8.67	-\$1.79	-18%	-\$1.85	-18%	-\$2.84	-25%
Residential Total	\$13.75	\$13.93	\$14.34	-\$0.16	-1%	-\$0.16	-1%	-\$0.17	-1%
Residential & Income Eligible Total	\$16.37	\$16.62	\$16.70	-\$0.15	-1%	-\$0.15	-1%	-\$0.16	-1%
Portfolio Total	\$10.09	\$9.83	\$9.45	-\$0.26	-3%	-\$0.25	-2%	-\$0.23	-2%



Responsiveness to Council Priorities

APPENDIX B





Responsiveness to Council Priorities

Priority	Assessment
<p>Priority #1: Comply with LCP Standards</p>	<p>Responsive</p> <ul style="list-style-type: none"> Annual Plan provides detailed review, though there are some elements where we do not agree with the characterizations (e.g. Efficacy, whether 'all cost-effective' is being fully pursued). Assessment of Cost-Effectiveness portion of LCP Standards Compliance still to be assessed in form of Cost-Effectiveness memo at future Council Meeting
<p>Priority #2: Give Due Consideration to Act on Climate</p>	<p>Partial</p> <ul style="list-style-type: none"> Stakeholders have repeatedly requested RIE provide an interim view of emissions contributions from EE that would align with Act on Climate in lieu of the 2025 Climate Strategy, since that document will not be available in time to inform this 3YP cycle. RIE continues to point to presence of any emissions reductions as evidence of alignment which does not comport with fact of quantitative targets. In current drafts, this was supplemented with specifics from 2022 Climate Update which are appreciated. Plan does include notable decreases of incentives for new gas equipment.



Responsiveness to Council Priorities

Priority	Assessment
Priority #3: Incorporate Stakeholder Input	Responsive <ul style="list-style-type: none"> • RIE provided redlined text and written responses to all comments. However, several substantive comments ‘To Be Addressed’ and several key suggestions not incorporated. • The Company put in effort to fulfill requests for background data in the plan (e.g. C&I participants by consumption class, SBDI participation reporting) even though some other information still pending • Adjustment of gas incentives a key area of responsiveness to input, as is the description of gaps between targets and goals
Priority #4: Ensure an Effective & Efficiency Development & Review Process	Partial <ul style="list-style-type: none"> • Considering the disconnects with the expectations around the first draft Three Year Plan, this year’s review process could have been better. • RIE was responsive to this feedback and significantly expanded second draft of Three-Year Plan • Later than expected delivery of some components (e.g. BCR and Rate and Bill Impact Models) has impacted review



Responsiveness to Council Priorities

Priority	Assessment
<p>Priority #5: Set Ambitious Three-Year and Annual Plan Savings Goals</p>	<p>Partial</p> <ul style="list-style-type: none"> • Ramp up of savings during 3YP, but still substantially below Targets. • New section that specifically seeks to identify and describe reasons the goals fall below the Targets is appreciated, but could offer more quantitative information on specific drivers. • Disconnect regarding continued opportunity for more savings paired with declining budget
<p>Priority #6: Increase Participation in Underserved Communities</p>	<p>Partial</p> <ul style="list-style-type: none"> • Commitment made to develop equity metrics in Q1 2024, but important to ensure that Plan stakeholders and their feedback are actively involved in that process. No reason this process could not continue in Q4 of this year & avoid EWG ‘stop and start’ • Council and others should play more significant role in EWG oversight if that will be venue for finalizing metrics • No commitment to develop an equity component to the PIM despite openness to this in past conversations
<p>Priority #7: Conduct Targeted Workforce Development</p>	<p>Not Responsive</p> <ul style="list-style-type: none"> • Specifics were added for code compliance training but little else in the way of additional details. • WFD seems to be more business as usual • Shifting burden more towards other state entities • WFD spending cut in half from the first draft 3YP/Annual Plan with no clear description of how they will support other entities doing WFD • Lack of workforce diversity identified as a challenge, but no specific solutions proposed in Plan



Additional Sector Highlights

APPENDIX C





Coordination of RIE and State Programs

RI Energy Small Business Direct Install program page only highlights lighting and refrigeration upgrades

- Customers can receive robust incentives for all end uses, not just lighting and refrigeration



Coordination of RIE and State Programs

OER Clean Heat RI website describes incentives for upgrading heating and cooling systems

This program is targeted at heat pumps, but **website** makes clear the type of equipment that is incentivized

Governor McKee and the Rhode Island General Assembly enacted legislation to launch the Clean Heat RI program. Administered by the Rhode Island Office of Energy Resources, Clean Heat RI offers incentives to assist homeowners, non-profits, and small-to-mid-size business owners with the purchase and installation of high-efficiency electric heat pumps, with an emphasis on families in environmental justice communities, minority-owned businesses, and community organizations.

The Clean Heat Rhode Island Program is hosting a Customer Webinar on September 21 at 6:30PM.

[Register Now](#)

I'm an Installer

Installers can participate in Clean Heat Rhode Island by applying for the Heat Pump Installer Network. Learn more about the benefits of participating in the program, how to apply for incentives, and the requirements of the Clean Heat Rhode Island Heat Pump Installer Network.

[Learn More](#)

I'm a Homeowner

Homeowners can receive incentives for installing a clean heating and cooling system. Learn more about high-efficiency heat pumps by signing up for a consultation with a Heat Pump specialist and learn how to apply for the incentives available to you through Clean Heat Rhode Island.

[Learn More](#)

I'm an Organization

Small-to-mid-size businesses or nonprofits can receive incentives for installing a clean heating and cooling system. Learn more about whether your organization is eligible and whether a heat pump is right for your business by consulting with a Heat Pump specialist.

[Learn More](#)