



Rhode Island Energy™

a PPL company

EE Program Implementation Update

First Quarter 2025

First Quarter 2025 Highlights

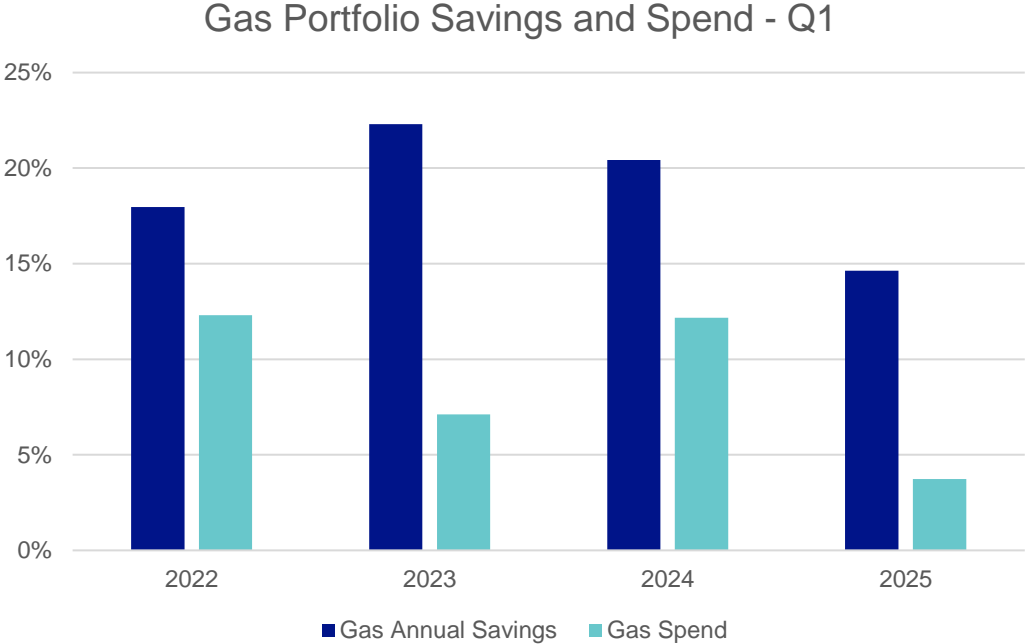
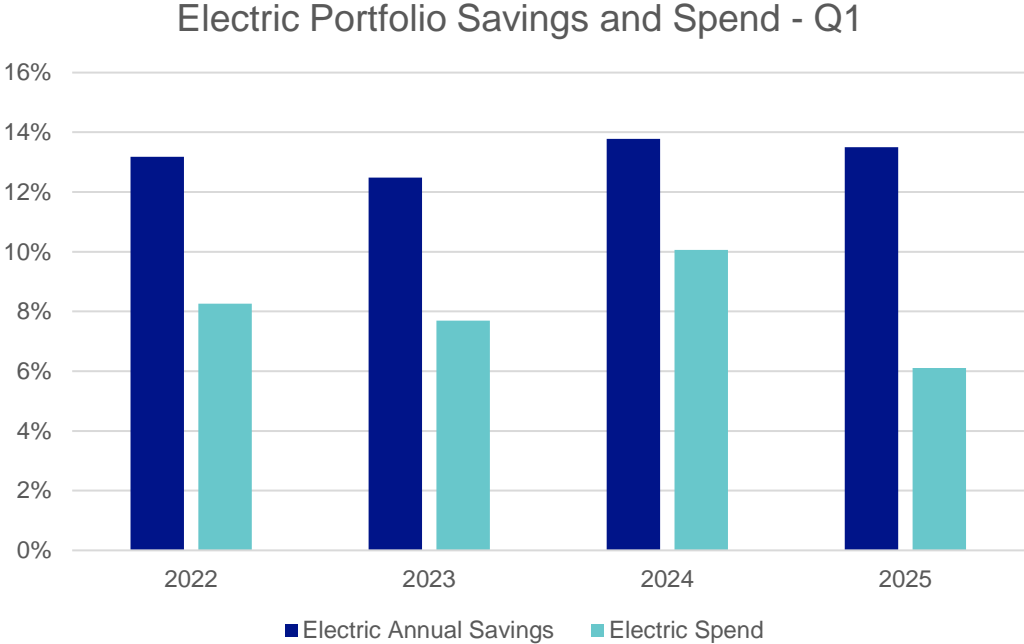


Rhode Island Energy™
a PPL company

- **Residential Equity Outreach Assessment:** 4 landlord sessions in English and Spanish, totaling 78 attendees
- **Large Commercial Retrofit:**
 - Re-signed SEMP agreements with Raytheon and Providence College
 - “2025 Energy Outlook” discussion with Quonset Development Corporation, with 20+ participants
- **Residential New Construction:** GrowSmartRI Outstanding Smart Growth Project Award (for Residences at Riverside Square)
- **Small Business Direct Install:** Targeted outreach to increase WMOB (Women and Minority-Owned Business) participation

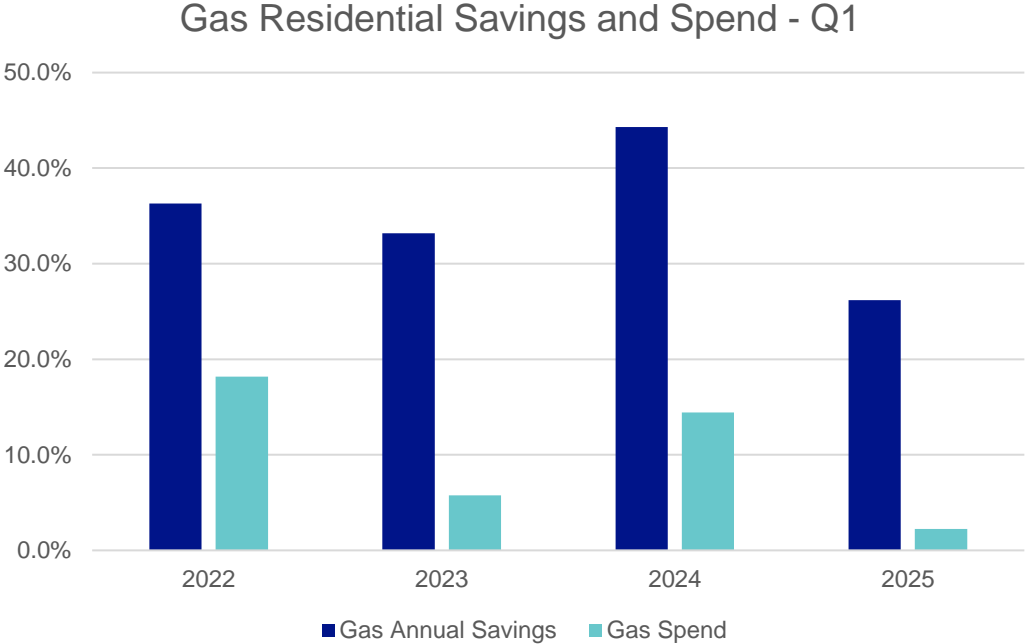
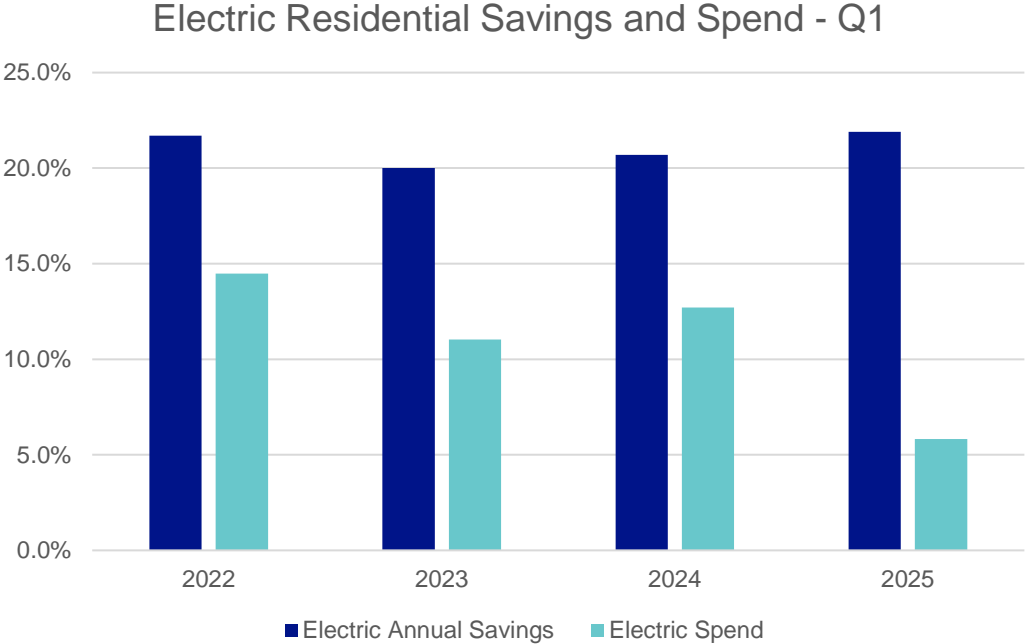


First Quarter Performance Overview



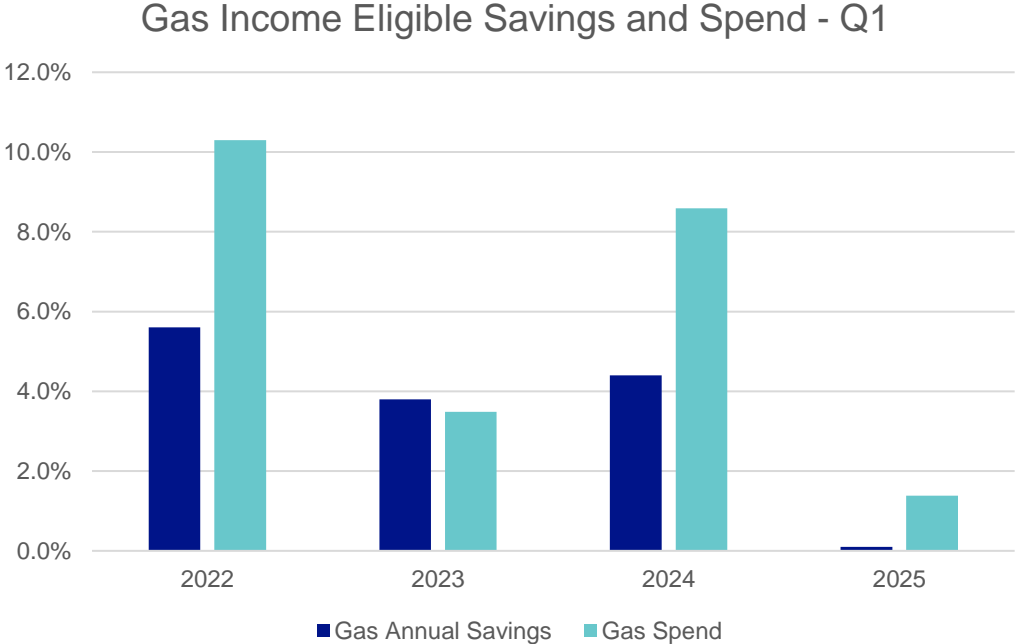
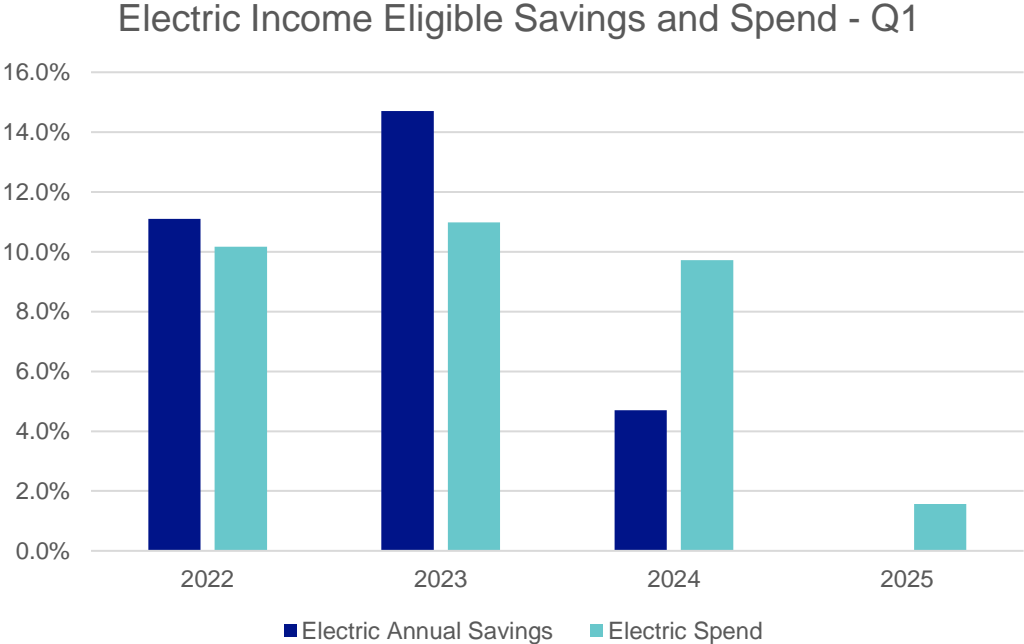
- Tracking system hurdles at Year End, and normal hockey stick effect, resulted in some reporting lag
- Reporting in future quarters is expected to be smoother

Residential Sector Performance



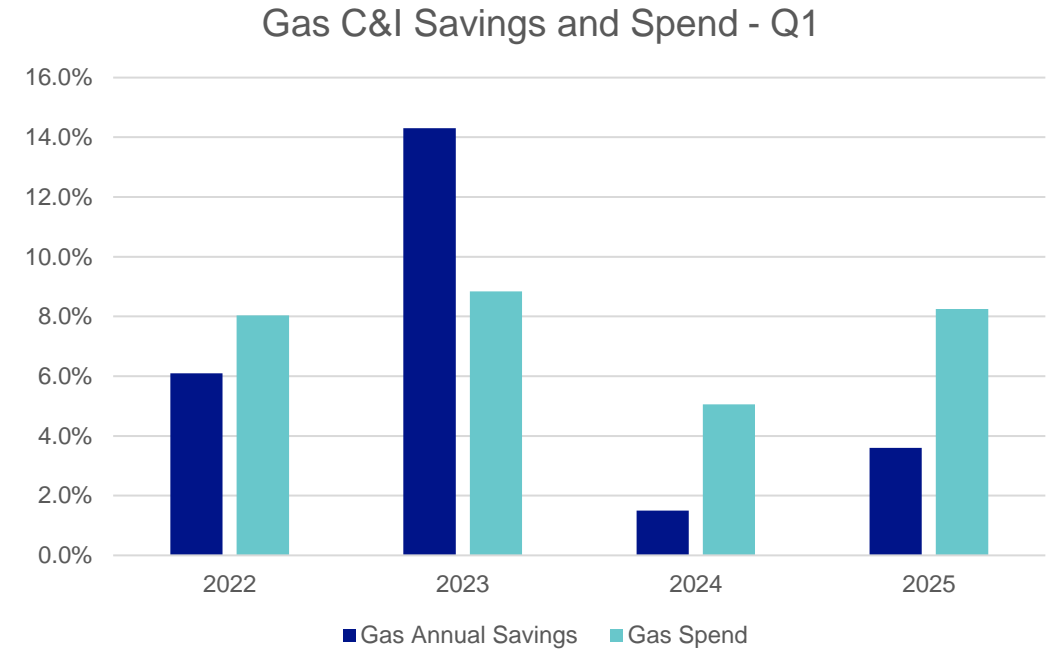
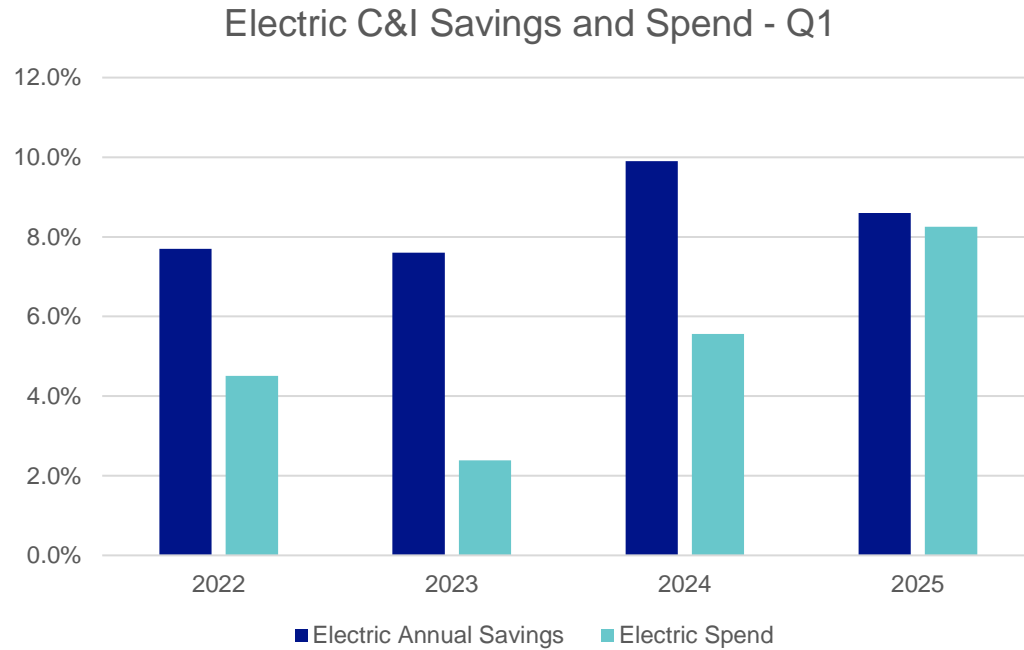
- Electric savings on par with previous years
- Dip in gas savings driven by EWSF and EWMF lag

Income Eligible Sector Performance



- Programs were active, but no savings were tracked for Q1 due to lag in project processing
- The focus was on getting 2024 Year End numbers up-to-date
- 146 weatherization projects were completed by Income Eligible Single Family program

C&I Sector Performance



- Small Business program had strong gas performance
- New Construction had slower start, but 300+ projects are in pipeline

Equity Metrics: Original Categories

Equity Category	2024 Equity Metrics
Participation Barriers	1) # of Home Energy Audits Completed a) Broken down by Energy Justice vs non-Energy Justice communities for single family programs (EnergyWise, Income Eligible Services) b) Broken down by renters vs non-renters for single family programs 2) # of Weatherization Projects Completed a) Broken down by Energy Justice vs non-Energy Justice communities for single family programs (EnergyWise, Income Eligible Services) b) Broken down by renters vs non-renters for single family programs
Multifamily Barriers	3) # of Home Energy Audits Completed a) Broken down by Energy Justice vs non-Energy Justice communities for multifamily programs (EnergyWise Multifamily, Income Eligible Services Multifamily) 4) # of Weatherization Projects Completed a) Broken down by Energy Justice vs non-Energy Justice communities for multifamily programs (EnergyWise Multifamily, Income Eligible Services Multifamily)
Pre-Weatherization Barriers	5) # of Audits with Pre-Weatherization Barriers Detected a) Broken down by pre-weatherization barrier type for EnergyWise Single Family program b) Broken down by Community Action Program service territory for Income Eligible Services Single Family program
Workforce Development	<i>Rhode Island Energy will continue to work with PPL Supplier DEI team in 2024 to explore what is possible</i>
Microbusiness & Small Business	6) # of Eligible Customers Participating in Small Business Direct Install a) Broken down by Energy Justice vs non-Energy Justice communities b) Broken down by consumption category

Key notes:

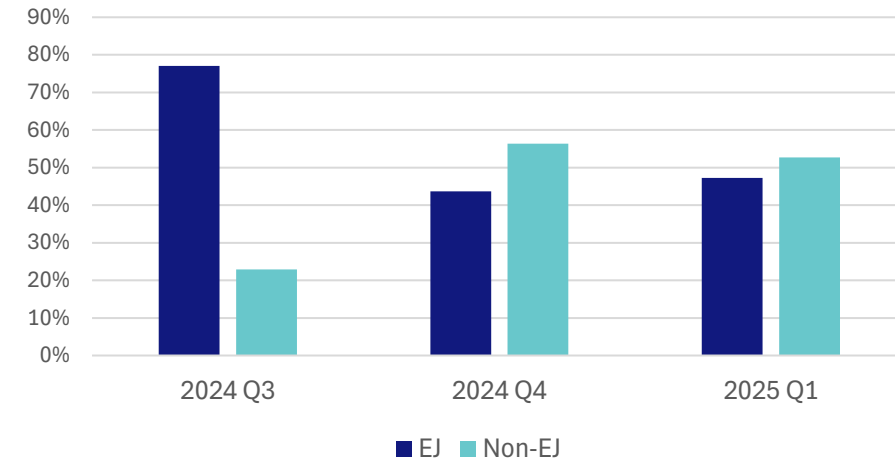
- Due to the discontinuation of the Justice40 initiative, RI DEM Energy Justice Communities are now used to determine disadvantaged community participation

Updates: New Views

EWG requests:

- Track EJ vs Non-EJ community participants over time
- Income Eligible barriers by type
 - DHS uses broader barrier categories
 - Only “hard barriers” for now
- Conversion rates (Audit > Deferral > Resolution > Weatherization)
 - Hoping to incorporate in future versions
 - Resolved deferrals are challenging to track

IESF Weatherization: EJ vs Non-EJ



Example of EJ community participation tracking by quarter. Full dataset in Appendix

Source: RI Department of Human Services



Rhode Island Energy™
a PPL company

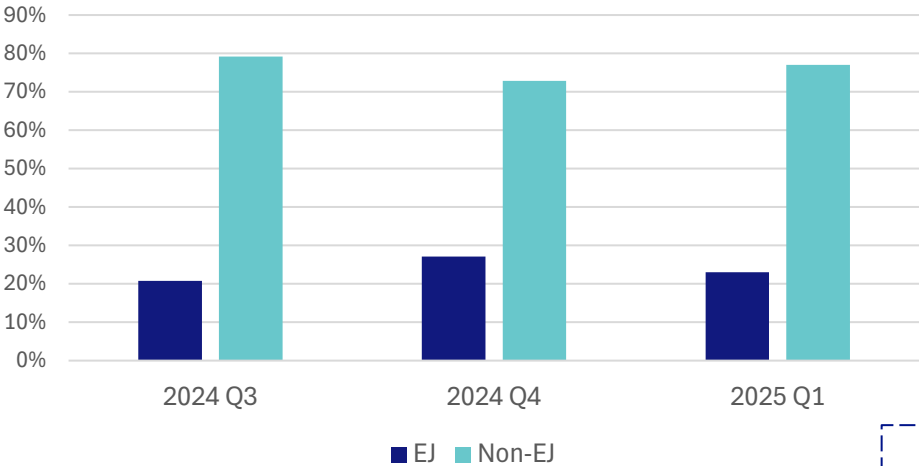


Appendix: Q1 2025 Equity Metrics

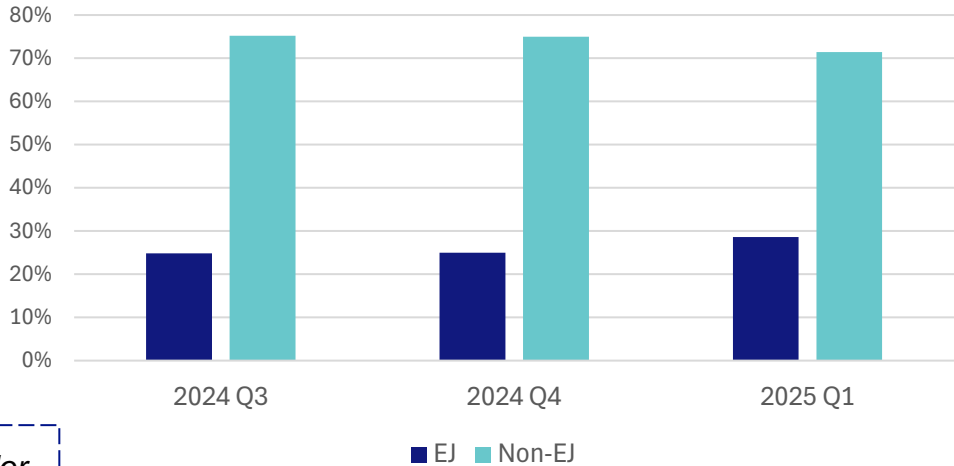
EnergyWise Single Family Audits and Weatherizations

EnergyWise Single Family		EJ	Non-EJ	Total
Audits	Renter	250	227	477
	Non-Renter	342	1757	2099
	Total Audits	592 (23%)	1984 (77%)	2576
Weatherizations	Renter	123	78	201
	Non-Renter	136	569	705
	Total Weatherizations	259 (29%)	647 (71%)	906

EWSF Audits: EJ vs Non-EJ



EWSF Weatherization: EJ vs Non-EJ



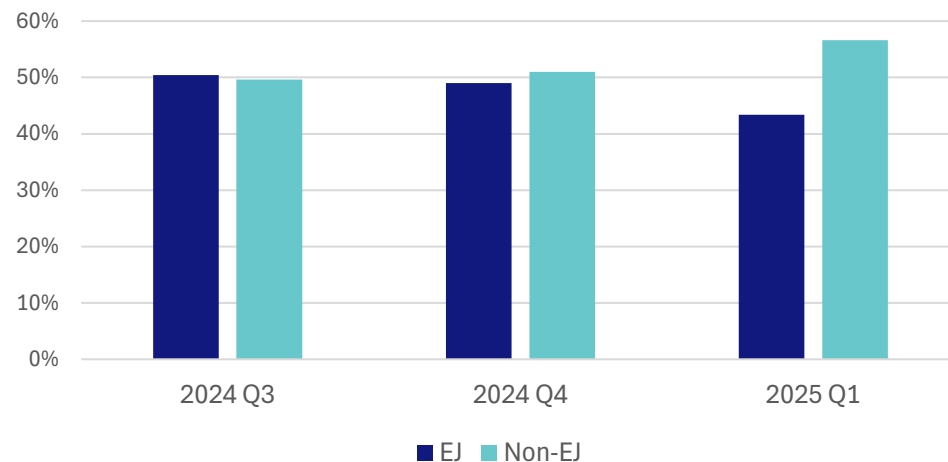
Source: Lead Vendor

All data shown is preliminary and subject to change.
Data shown comes from a system not directly managed by Rhode Island Energy.

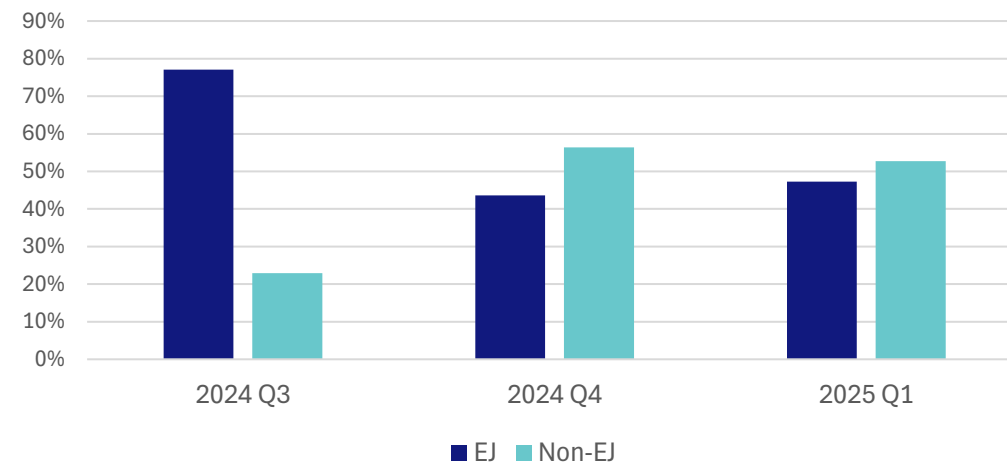
Income Eligible Single Family Audits and Weatherizations

Income Eligible Single Family	<i>EJ</i>	<i>Non-EJ</i>	Total
<i>Audits</i>	151 (43%)	197 (57%)	348
<i>Weatherizations</i>	69 (47%)	77 (53%)	146

IESF Audits: EJ vs Non-EJ



IESF Weatherization: EJ vs Non-EJ



Sources: RI Department of Human Services,
Company Tracking System

Multifamily Audits and Weatherizations



Rhode Island EnergyTM
a PPL company

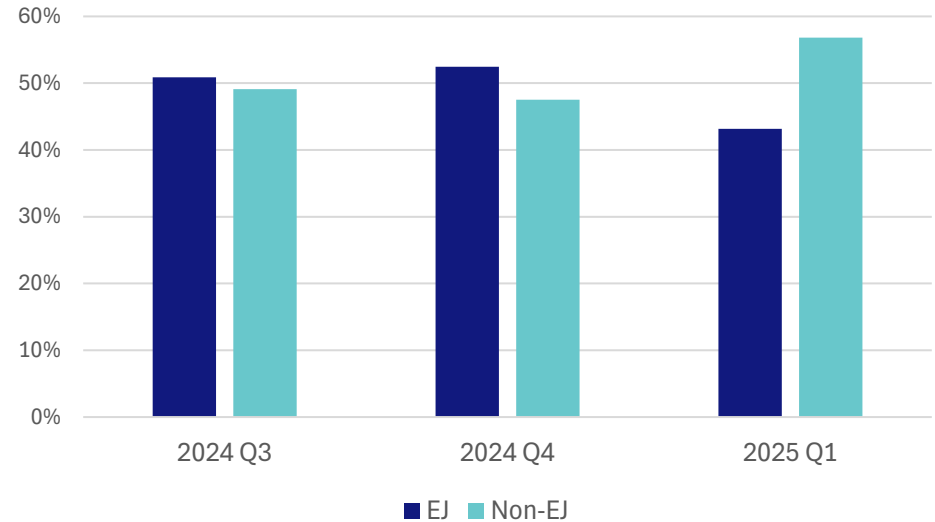
Multifamily	EJ	Non-EJ	Total
Audits	19 (43%)	25 (57%)	44
Weatherizations	9 (30%)	21 (70%)	30

Key notes:

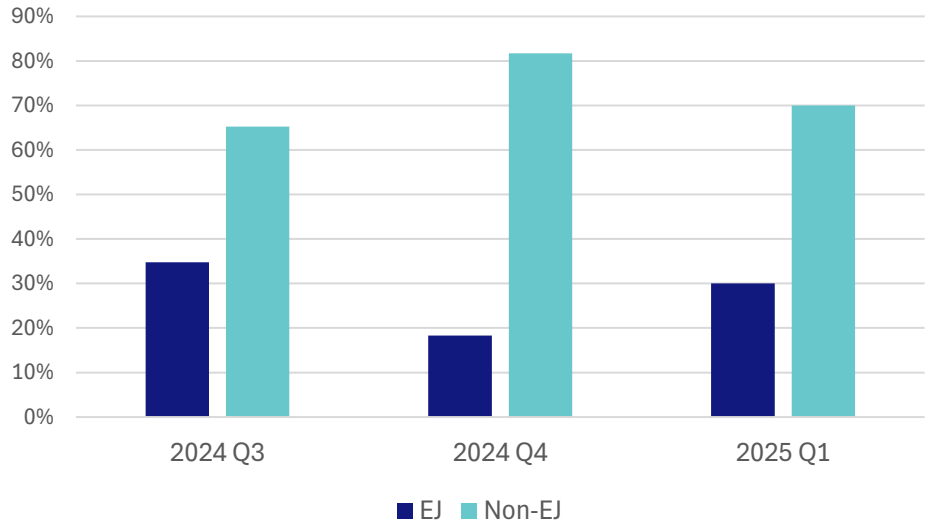
- Multifamily audit and weatherization counts do not reflect units. A single audit or weatherization project may be associated with many units.
- Totals include both income eligible and market rate programs.

Source: Lead Vendor

MF Audits: EJ vs Non-EJ



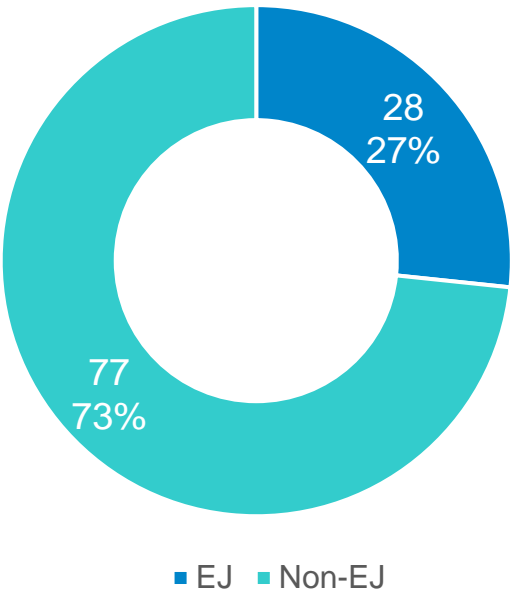
MF Weatherization: EJ vs Non-EJ



All data shown is preliminary and subject to change.
Data comes from a system not directly managed by Rhode Island Energy.

Small Business Direct Install by Community and Consumption Category

Small Business Direct Install Participants
Q1 2025



Annual kWh Consumption	SBDI Participants	Percent Participation
0-100,000	88	83.8%
100,000-200,000	3	2.9%
200,000-300,000	5	4.8%
300,000-400,000	2	1.9%
400,000-500,000	3	2.9%
500,000-600,000	2	1.9%
600,000-700,000	0	0.0%
700,000-800,000	0	0.0%
800,000-900,000	0	0.0%
900,000-1,000,000	0	0.0%
1,000,000-1,100,000	0	0.0%
1,100,000-1,200,000	0	0.0%
N/A	2	1.9%
Total	105	

Source: Company Tracking System

Income Eligible Single Family Pre Weatherization Barriers by CAP

Pre-Weatherization Barriers (PWBs): Income Eligible Single Family		
<i>Community Action Program</i>	<i>Total Deferrals</i>	<i>Deferrals with PWB</i>
Blackstone Valley CAP	3	3
CAP of Providence	42	22
Comprehensive CAP	61	37
East Bay CAP	34	11
Tri County CAP	31	3
Westbay CAP	25	7
Total	196	83

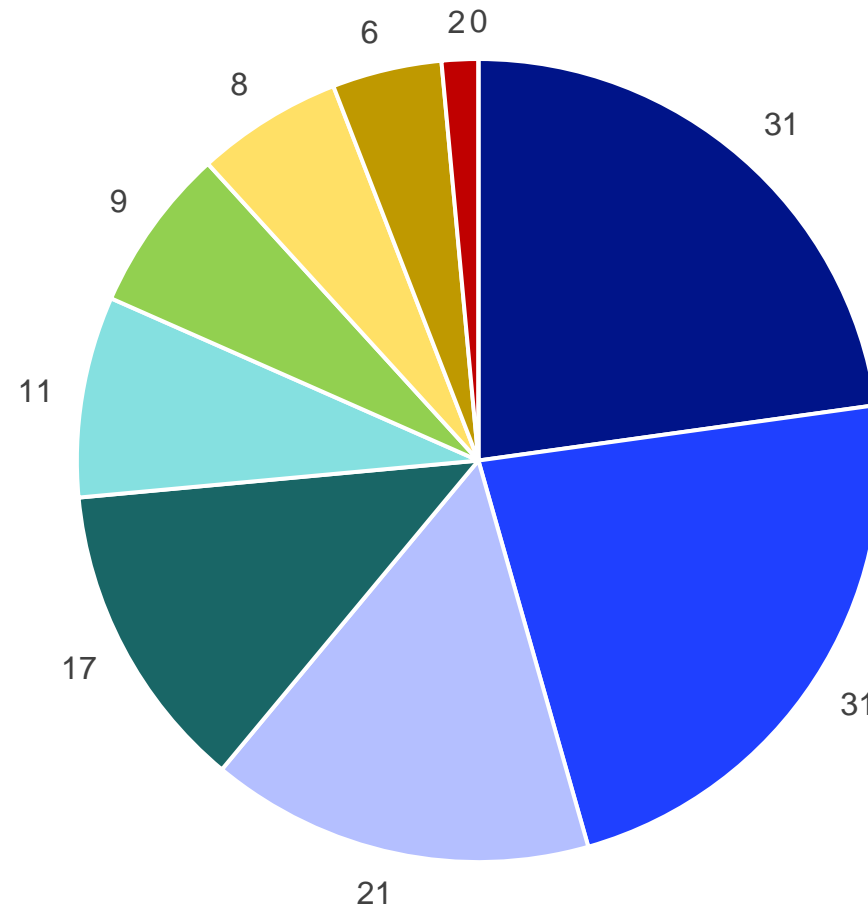
Key notes:

- The distinction between “Total Deferrals” and “Deferrals with PWB” lies in the feasibility of mitigation
- Data reflects both open and resolved barriers

Source: RI Department of Human Services

Income Eligible Single Family Pre Weatherization Barriers by Category

- Roof Issues
- Mechanical, Electrical or Plumbing Hazards
- Moisture Problems
- Mold Issues
- Rodents, Insects or Harmful, Objectionable animals
- Excessive Debris



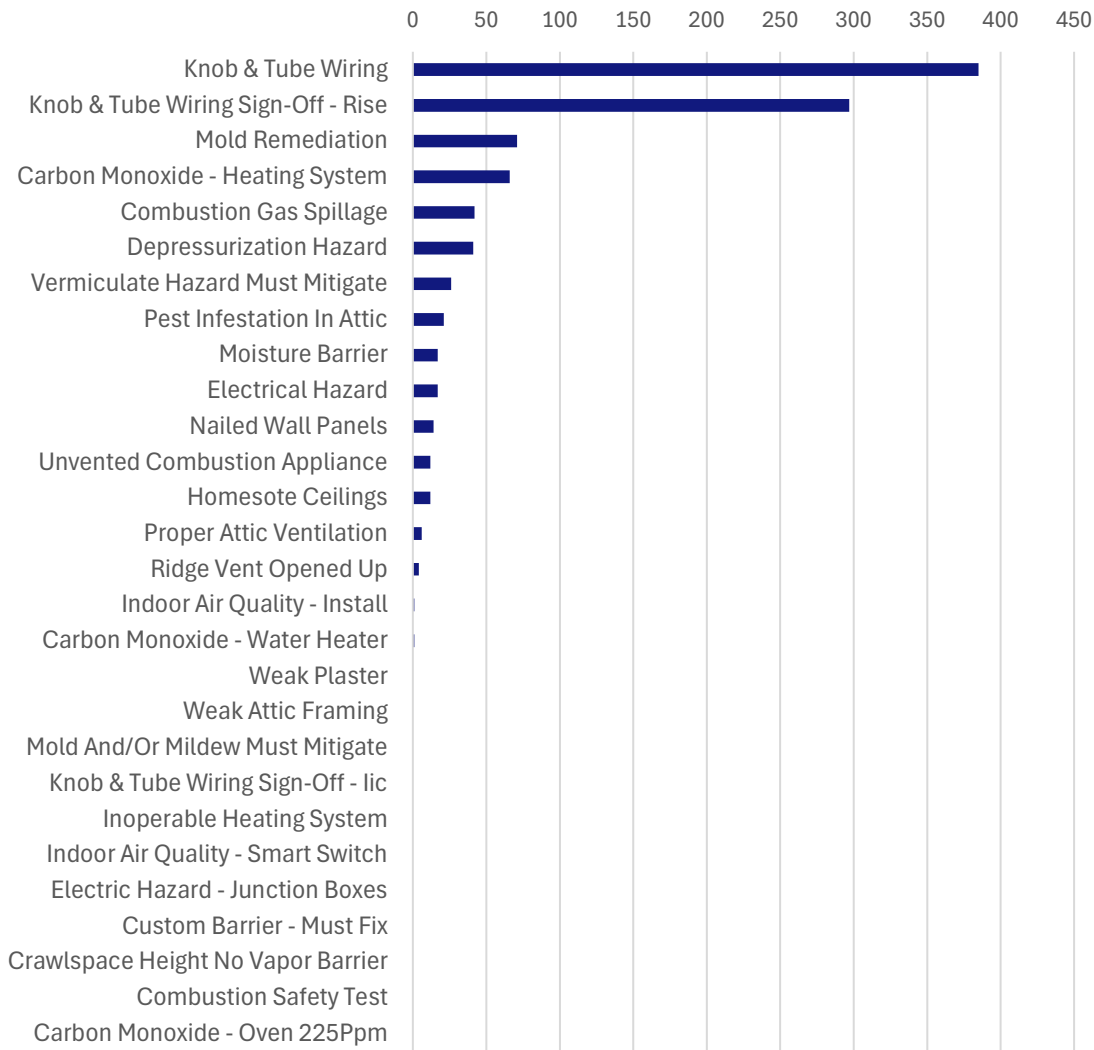
All data shown is preliminary and subject to change
Data shown comes from a system not directly managed by Rhode Island Energy

EnergyWise Single Family Pre Weatherization Barriers



Rhode Island Energy™
a PPL company

2024 PWB Occurences by Type



Pre-Weatherization Barriers (PWBs): EnergyWise Single Family	
PWB Type	Occurrences
Carbon Monoxide- Heating System	66
Carbon Monoxide- Oven 225Ppm	0
Carbon Monoxide- Water Heater	1
Combustion Gas Spillage	42
Combustion Safety Test	0
Crawlspace Height No Vapor Barrier	0
Custom Barrier - Must Fix	0
Depressurization Hazard	41
Electric Hazard - Junction Boxes	0
Electrical Hazard	17
Homesote Ceilings	12
Indoor Air Quality - Install	1
Indoor Air Quality - Smart Switch	0
Inoperable Heating System	0
Knob & Tube Wiring	385
Knob & Tube Wiring Sign-Off - lic	0
Knob & Tube Wiring Sign-Off - Rise	297
Moisture Barrier	17
Mold And/Or Mildew Must Mitigate	0
Mold Remediation	71
Nailed Wall Panels	14
Pest Infestation In Attic	21
Proper Attic Ventilation	6
Ridge Vent Opened Up	4
Unvented Combustion Appliance	12
Vermiculite Hazard Must Mitigate	26
Weak Attic Framing	0
Weak Plaster	0
Grand Total	1033

Key notes:

- Data reflects both open and resolved barriers.
- “Knob & Tube Wiring Sign-Off” indicates inspections, but no major renovations, are required. “Knob & Tube Wiring” indicates in-depth mitigation is needed.
- Total PWB Occurrences may not be equal to number of properties with PWBs present

Source: Lead Vendor