



Rhode Island Energy™

a PPL company

ConnectedSolutions

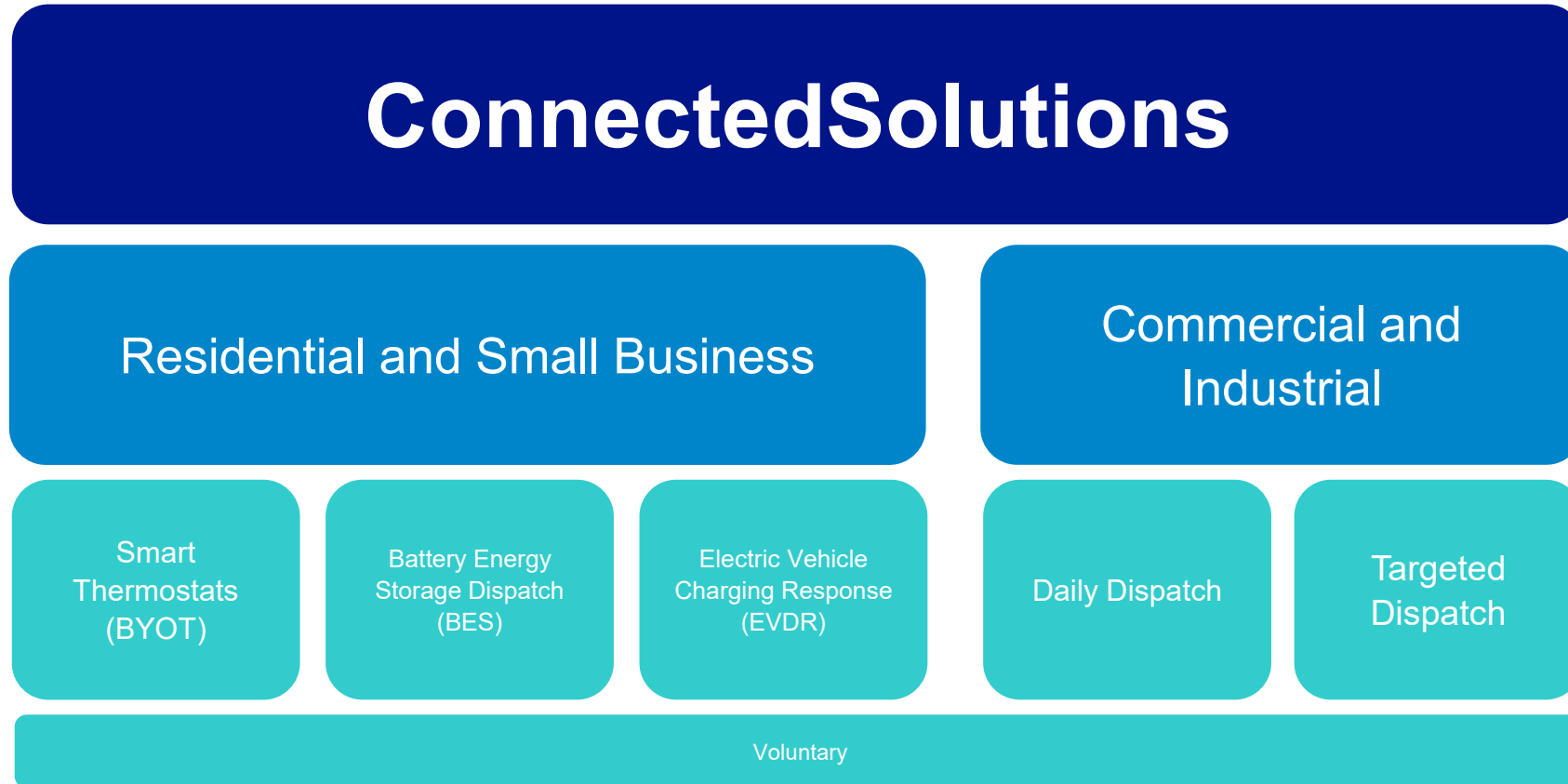
2027-2029 Electric Demand Response

FOR RI EEC MEETING 6-18-2026

ConnectedSolutions Program Structure



Rhode Island Energy™
a PPL company

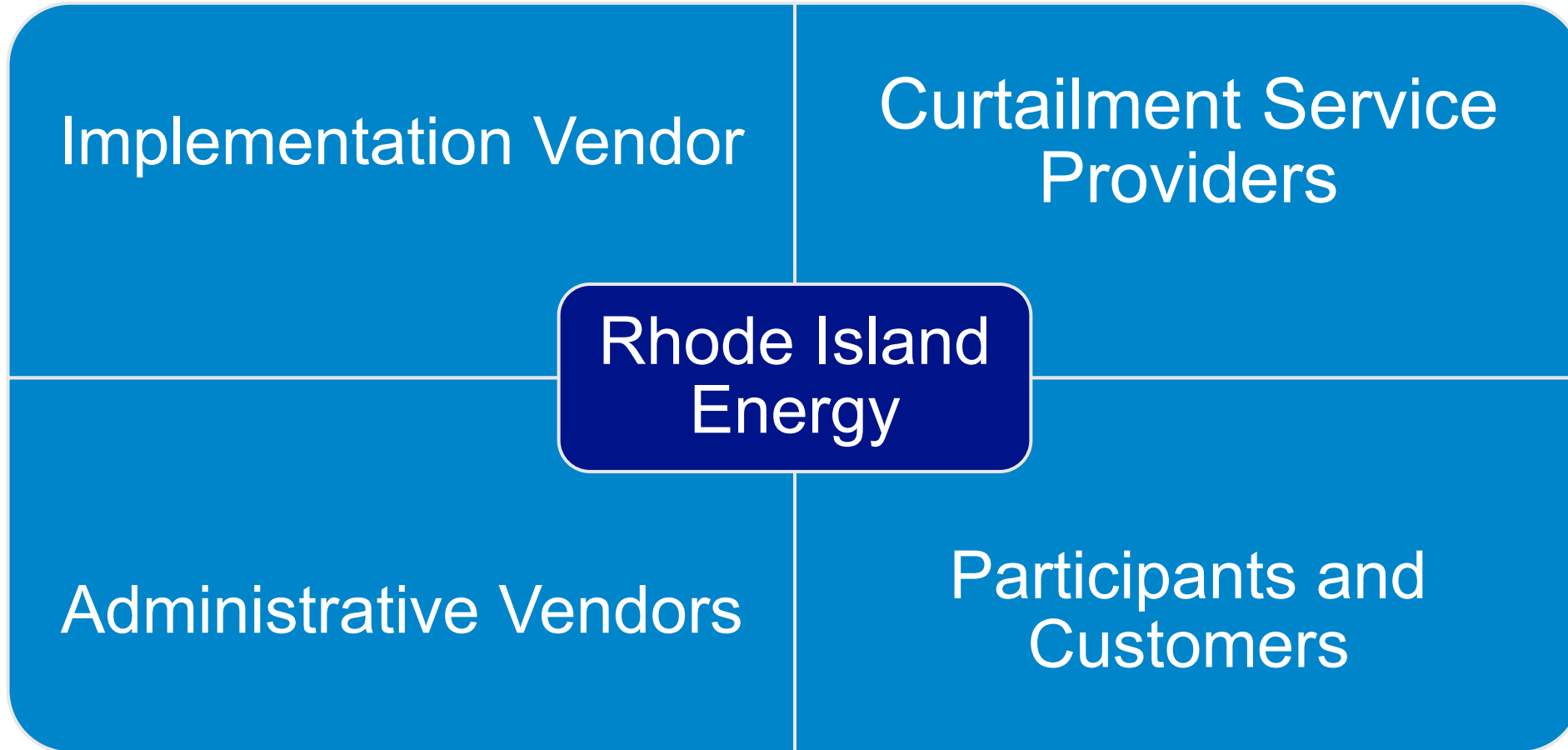


Notes: **ConnectedSolutions** is a 'program' (shown in navy) with two 'tracks,' the Residential and Small Business track and the Commercial and Industrial track (shown in blue). Each track has a number of 'pathways' through which to participate (shown in teal).

ConnectedSolutions Program Design



Rhode Island Energy™
a PPL company





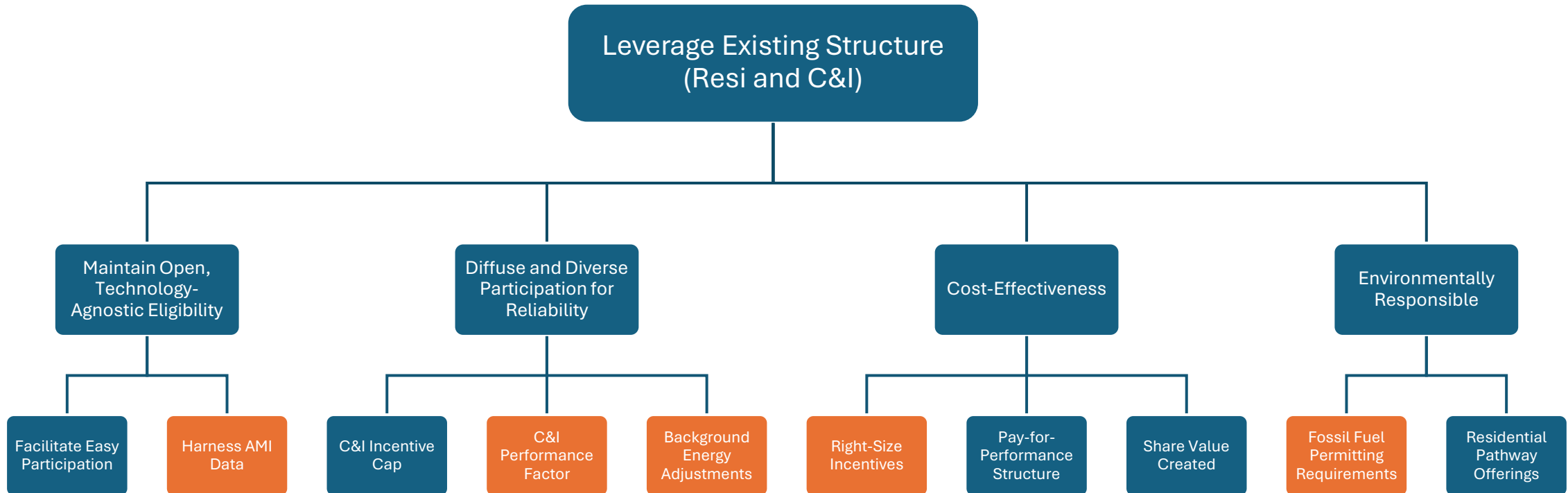
Rhode Island Energy™

a PPL company

Core Design Elements of the 2027-2029 Investment Proposal

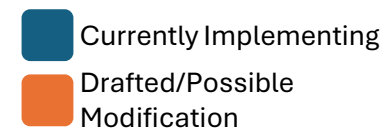
Program Evolution: Building on Proven, Scalable DR Framework

Express Program Objective: Reduce Regional Coincident Peak Demand



Evaluate Future Opportunities:

- Winter DR (Establish and Validate Phase)
- ISO-NE Market Participation and Alignment





2027-2029 Performance-Based Framework

EEC Alignment:

- ✓ Adopt a targeted, segment-specific program design
- ✓ Define clear performance expectations and accountability mechanisms
- ✓ Balance incentives with cost-effective and long-term sustainability

Residential & Small Business:

- Already embedded
 - Battery Pathway
- New for 2027-2029:
 - Event participation requirement for BYOT and EVDR customers

Commercial & Industrial:

- Already embedded
 - Daily Dispatch
 - Targeted Dispatch
- New for 2027-2029:
 - C&I performance factor



2027-2029 Program Changes

EEC Alignment:

- ✓ Adopt a targeted, segment-specific program design
- ✓ Leverage AMI and interval data for targeting and performance
- ✓ Define clear performance expectations and accountability mechanisms
- ✓ Balance incentives with cost-effective and long-term sustainability
- ✓ Expand the portfolio of demand response offerings

Residential & Small Business:

- Background Energy Adjustments
- Explore Leveraging AMI Data for Targeted Outreach

Commercial & Industrial:

- Potential Fossil Fuel Limitations
- Explore Leveraging AMI Data to Reduce Barriers to Entry for Small C&I Customers

- Reevaluate Incentive Levels
 - Leverage AMI Data
- Winter DR – Establish and Validate Phase

ConnectedSolutions 2027-2029 – Program Coordination

EEC Alignment:

- ✓ Leverage AMI and interval data for targeting and performance
- ✓ Integrate demand response with EE programs

Energy Efficiency Programs

- Complementary resources supporting system optimization + cost-effective peak reduction
- Shared outreach, delivery channels, and connected technologies

AMI & Grid Modernization

- Improve targeting and customer identification
- Support customer education and potential event awareness
- Evaluated as a phased, evolving capability

State Programs (OER)

- Align with:
 - Energy Storage Rebates
 - EV + EV Charger Rebate Programs

Customer Outreach & Trusted Partners

- Coordinate with organizations like Green Energy Consumers Alliance
- Leverage trusted channels (e.g. Shave the Peak, EV education)

Questions?



Rhode Island Energy™
a PPL company

Jessica Reno

Engineer II, C&I Demand Response and FCM

(508) 530-1844

JEReno@rienergy.com

Allison Archambault

Sr. Program Manager, Electric Transportation and Residential Demand Response

(401) 824-6038

ARArchambault@rienergy.com